

Fontana Unified School District

Oak Park Elementary School

2000-2001 Annual School Report



To graduate all students prepared to succeed in a changing world.

Oak Park Elementary School

14200 Live Oak Avenue
Fontana, CA 92337-8389
(909) 357-5690
FAX (909) 357-5699

Preschool - Fifth Grade
Nelson Togerson
Principal

www.fontana.k12.ca.us

Board of Education

Laura Abernathy-Mancha, President

D. Wayne Ruble, Ed.D., Clerk

Gus Hawthorn, Board Member

Kathy Binks, Board Member

Rick McClure, Board Member

District Administration

Karen J. Harshman, Ed.D.
Superintendent of Schools

Emmanuel J. D'Souza
Associate Superintendent, Business

Francesca Mazzolini
Associate Superintendent, Education

Patricia J. Peoples, Ed.D.
Associate Superintendent, Human Resources

A MESSAGE FROM THE SUPERINTENDENT

The Mission of the Fontana Unified School District is to prepare all students to be successful in a changing world. Today, more than ever before, our focus is on ensuring academic success for all students.

The contents of the School Accountability Report Card provide information on each school's accomplishments by specific categories. The school and district are proud of the many accomplishments and recognize the need for constant review and improvement as necessary. It is our hope that you will find the information useful as all of us continue to enhance the program for students.

Karen J. Harshman, Ed.D.
Superintendent of Schools

PRINCIPAL'S MESSAGE

Dear Parents and Community Members:

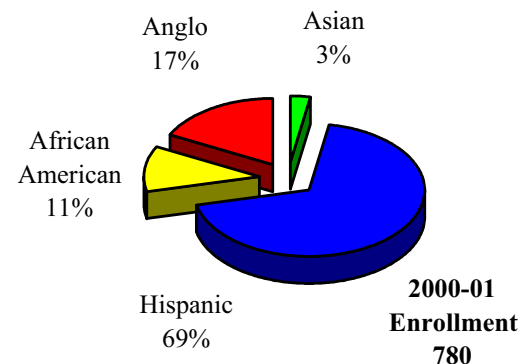
I hope you will find the information in this report to be informative. As you will see in the student achievement section, Oak Park students are making outstanding growth on the state assessments. Our school's Academic Performance Index for 2001 was in the 9th decile in comparison with similar schools. We are extremely proud of the accomplishments of our students and staff. If you have any questions about the information below, please call me at 909 357-5690, or stop by the school office. I always am pleased to have parents visit our great school.

Sincerely,

Nelson R. Togerson
Principal

SCHOOL PROFILE

Oak Park Elementary School is a multi-track, year-round school serving 780 students in preschool through grade five. The school believes that quality education for all students can be achieved through high standards for academic performance and behavior. Oak Park Elementary is dedicated to ensuring the academic success of every student.



CLIMATE FOR LEARNING

Oak Park Elementary's Behavior Management Plan

PHILOSOPHY

- All members of the Oak Park Elementary School community, including students, parents and staff are responsible for maintaining a safe, secure and productive learning environment for all students.
- We have high expectations for student behavior at Oak Park. We expect all students to show respect and consideration for other students and staff. We expect all staff to treat students with respect and dignity, to teach appropriate behavior and to hold students accountable for appropriate behavior.
- We believe parents are an integral part of our behavior management plan. Staff is expected to involve parents in behavior management decisions. Parents are expected to cooperate with, and support staff.

Our behavior management plan focuses on prevention of misbehavior. When students do not meet the school's behavior expectations, they are held accountable for correcting their behavior through appropriate consequences.

The table below illustrates the number of suspensions and expulsions for the most recent three year period. The percentage refers to how many students were suspended or expelled for every 100 students.

Suspensions and Expulsions								
	Oak Park Elementary			All Fontana Elementary Schools				
	99	00	01	99	00	01		
	Suspensions (#)	52	10	46	738	439	688	
Suspensions (%)	7.9	1.5	6.1	4.1	2.4	3.6		
Expulsions (#)	0	0	0	0	3	4		
Expulsions (%)	0.0	0.0	0.0	0.0	0.02	0.02		

Extracurricular Activities

Students are encouraged to participate in the school's additional academic and extracurricular activities, which include:

- After-school tutoring
- RAP - City of Fontana Recreation
- Choir enrichment program
- GATE enrichment program
- Fast ForWord

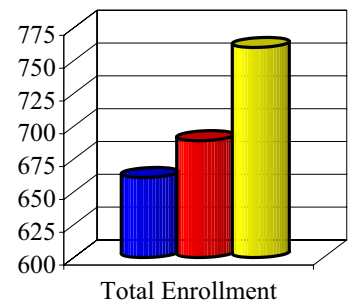
SCHOOL ATTENDANCE

Student enrollment over the past three years at Oak Park Elementary has increased by 15%. Schoolwide enrollment at the beginning of the 2000-01 school year was 760 students.

School districts receive financial support from the state for the education of the students based on how many students attend each day. For each day a student is absent, Oak Park Elementary loses \$37 in funding. Most importantly, attendance is critical to academic achievement. During the 1999-00 and 2000-01 school years, the actual attendance rates for all grade levels for Oak Park Elementary were 94.85% and 95.11%, respectively.

Enrollment Trend

- 1998-99
- 1999-00
- 2000-01



Class Size

In 1996, state legislature approved implementation of the Class Size Reduction (CSR) program to reduce K-3 classes to 20 students. At the beginning of the 2000-01 school year 100% of all K-3 classrooms participated in this program.

Class Size Distribution												
Number of Classrooms by Size												
	Average Class Size			Classrooms containing								
				1-20 Students			21-32 Students			33+ Students		
	99	00	01	99	00	01	99	00	01	99	00	01
Kind.	18	21	19	6	6	6	-	1	-	-	-	-
1st	17	20	19	5	6	7	-	-	-	-	-	-
2nd	20	20	20	5	6	6	-	-	-	-	-	-
3rd	20	20	18	6	6	6	-	-	-	-	-	-
4th	28	31	31	-	-	-	3	3	4	-	1	-
5th	30	30	31	-	-	-	3	3	4	-	-	-
K-3rd	20	*	*	2	-	-	-	-	-	-	-	-
4th-5th	28	*	*	-	-	-	1	-	-	-	-	-

- No classrooms containing specified number of students
* No combined classrooms

Instructional Minutes

During the 2000-01 school year, the instructional minutes offered at Oak Park Elementary either met or exceeded state requirements. Fontana Unified School District's curriculum focus is on language

arts and mathematics, and students receive ten hours of instruction in each of these areas per week. Students also receive instruction in science, social science, art, and physical education. All students in grade four and five receive instruction in lab science and music. Students in third through fifth grades also receive instruction in computers.

Instructional Minutes by Grade Level		
	Minutes Required	Average Minutes Tracks 1-4
K	36,000	36,050
1st-3rd	50,400	53,244
4th-5th	54,000	54,556

Minimum Days

Oak Park Elementary uses minimum days for staff development, teacher preparation, and parent conferences.

	School Days	
	Regular Days	Minimum Days
Track 1	131	44
Track 2	130	45
Track 3	133	42
Track 4	133	42

TEXTBOOKS & INSTRUCTIONAL MATERIALS

Fontana Unified School District sets a high priority upon ensuring that sufficient and current textbooks and materials are available to support the school's instructional program. All textbooks and instructional materials are aligned with the California State Content Standards and Frameworks, as well as with district standards.

A committee consisting of administrators and teachers establishes selection criteria based on state standards, reviews instructional materials on the state list, and makes recommendations to the Board of Education. New textbooks and supplementary materials were purchased for kindergarten through third grades in language arts, Open Court Reading, published by SRA/McGraw-Hill.

SCHOOL FACILITIES & SAFETY

Oak Park Elementary provides a safe, clean environment for students, staff, and volunteers. School facilities were built in 1990, and include 20 permanent classrooms, eight portable classrooms, a library/media

center, a computer lab, and offices for specialized programs.

Safety of students and staff is a primary concern of Oak Park Elementary. The school is in compliance with all laws, rules, and regulations pertaining to hazardous materials and state earthquake standards. The school's disaster preparedness plan includes steps for ensuring student and staff safety during a disaster. Fire and disaster drills are conducted on a regular basis throughout the school year.

In 1997-98, the comprehensive Safe School Plan was developed by the School Safety Committee and the Office of Child Welfare and Attendance to comply with Senate Bill 187. The plan provides students and staff a means of ensuring a safe and orderly learning environment. The plan was last updated in Spring of 2001 and was reviewed with the staff at that time. Highlights of the Safe School Plan include the following:

- Assessment of Current Status of School Safety
- Goals and Strategies for Maintaining School Safety
- "Uniform" Dress Code
- Behavior Management Plan
- School Rules
- Consequences for Violation of School Rules
- Disaster Drill Procedures

COUNSELING & OTHER SUPPORT SERVICES

The school provides qualified personnel to provide counseling and support services, on a part-time basis. The school employs the following counseling and support services staff to support students in their physical, emotional, and intellectual well-being: Counselor (0.2 FTE); Health Aide (0.5 FTE); Nurse (0.2 FTE); Psychologist (0.2 FTE); and Speech/Language Specialist (0.5 FTE).

STUDENT ACHIEVEMENT & TESTING

District Language Arts and Math Assessments are given three times per year to students in kindergarten through fifth grade. These are criterion-referenced tests, which measure achievement in language arts and mathematics.

The Fontana Unified School District creates an achievement profile for each student by displaying multiple measures of student performance on a class matrix. The measures include the Stanford-9 state test, district tests, and report card grades. This profile is used to identify students who need interventions and who may need to be retained.

Standardized State Testing

Oak Park Elementary participates in California's mandatory Standardized Testing and Reporting Program (STAR) which utilizes the Stanford Achievement Test Series (SAT-9), California Standards Assessments, and the Spanish Assessment of Basic Education/2 (SABE/2). Results of the 1999-2000 SAT-9 Testing, California Standards Assessment, including 4th Grade Writing, are shown below:

SAT-9 Results 1999, 2000, 2001 % At or Above 50th Percentile												
All Students	Reading											
	2			3			4			5		
Grade	99	00	01	99	00	01	99	00	01	99	00	01
Year Ending												
Oak Park Elementary	35	37	50	46	41	33	35	48	45	39	31	39
Fontana USD	24	24	29	21	24	24	21	23	26	22	21	24
California	44	49	51	41	44	46	41	45	47	42	44	45
All Students	Math											
	2			3			4			5		
Grade	99	00	01	99	00	01	99	00	01	99	00	01
Year Ending												
Oak Park Elementary	45	49	45	42	66	53	52	56	71	37	54	51
Fontana USD	33	36	42	32	38	45	27	31	39	24	30	38
California	49	57	58	48	56	59	44	51	54	45	50	54

SAT-9 Subgroup Results 2001 % At or Above 50th Percentile									
Gender	Reading				Math				
	2	3	4	5	2	3	4	5	
Male	41	28	43	31	44	53	79	50	
Female	59	39	47	48	45	53	63	52	
Ethnicity	African American	38	26	38	*	23	47	54	20
	Hispanic	44	30	38	38	41	52	75	50
	Anglo	80	50	71	50	73	56	62	63
Language Fluency	English Learner (EL)	32	20	13	14	31	40	65	29
	Non EL	58	40	54	44	51	60	72	55
Socioeconomic Status	SED	37	28	21	44	33	43	63	49
	Non SED	65	41	66	34	60	67	78	52
Migrant Education	<i>Does Not Apply</i>								

SED = Socioeconomically Disadvantaged.

California Standards Results Grade 4 Writing Test				
	Percentage of Students Scoring			
	8	6-7	4-5	2-3
Oak Park Elementary	0	19	60	21
Fontana USD	0	6	64	30
California	0	14	62	23

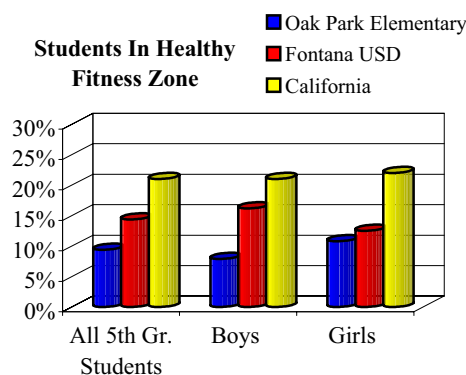
California Standards Results % of Students Scoring At or Above Standards (Proficient and Advanced) 2001

All Students	English/Language Arts				
	2	3	4	5	
Oak Park Elementary	24	19	27	20	
Fontana USD	13	12	14	11	
California	32	30	33	28	
Subgroups					
Gender	Male	20	19	24	14
Female	28	18	30	25	
Language Fluency	English Learners (EL)	8	9	12	5
Non EL	32	23	31	23	
Socioeconomic Status	SED	18	13	11	24
Non SED	32	26	42	15	

*SED = Socioeconomically Disadvantaged.
Statistical data not available for Ethnic and Migrant Education subgroups.*

Physical Fitness

The physical fitness test measures each student's ability to perform fitness tasks in six major areas. Students who either meet or exceed the standards in all six fitness areas are considered to be physically fit or in the 'healthy fitness zone' (HFZ). Results of the 1999 5th Grade physical fitness tests are shown below:



Academic Performance Index

The Academic Performance Index (API) is one of three components of the Public Schools Accountability Act (PSAA) passed in 1999. The API measures school performance, sets academic growth targets, and monitors growth over time based on SAT-9 and California Standards results. If a school meets its growth targets, including subgroup targets, it may be eligible to receive monetary awards. In 2000-01, Oak Park Elementary met the requirements to apply as a California Distinguished School.

The API scale is 200-1000, calculations for which only include scores for students in the district the prior school year. Rankings are presented in deciles (high of 10, low of 1), each of which contains 10% of all schools. The growth target is equal to 5% of the difference between the 2000 API and the interim Statewide Performance Target of 800.

1999-00 API School Results			
All Students Base	Base		Growth 1999
	1999	Growth	
Percent Tested	99	Percent Tested	99
API Score	607	API Growth Score	675
Growth Target	10	Actual Growth	68
Statewide Rank	5	Eligible for Awards	Yes
Similar Schools Rank	6	Eligible for II/USP	No
Subgroups			
Hispanic or Latino			
Base API Score	585	API Growth Score	667
Growth Target	8	Actual Growth	82
Anglo			
Base API Score	695	API Growth Score	711
Growth Target	8	Actual Growth	16
2000-01 API School Results			
All Students Base	Base		Growth 2000
	2000	Growth	
Percent Tested	99	Percent Tested	98
API Score	675	API Growth Score	686
Growth Target	6	Actual Growth	11
Statewide Rank	6	Eligible for Awards	Yes
Similar Schools Rank	8	Eligible for II/USP	No
Subgroups			
Hispanic or Latino			
Base API Score	667	API Growth Score	679
Growth Target	5	Actual Growth	12
Anglo			
Base API Score	711	API Growth Score	734
Growth Target	5	Actual Growth	23
Socioeconomically Disadvantaged			
Base API Score	633	API Growth Score	659
Growth Target	5	Actual Growth	25
<i>Only numerically significant subgroups for each reporting period are required to be presented in this report. Numerically significant subgroups are comprised of (1) at least 100 students with valid test scores or (2) at least 15% of the school population tested and contains at least 30 students with valid scores.</i>			

Due to specific criteria, including API and SAT-9 results, Oak Park Elementary qualified to participate in the 1999-00 and 2000-01 Governor's Performance Award programs. Oak Park received \$46,504 in 1999-00 and \$43,000 in 2000-01. Oak Park Elementary also received a School Site Employee

Performance Bonus Award (SB 1667), a financial award to schools and school site staffs for schools showing improvement in their API, in the amount of \$28,000.

TEACHER EVALUATION & PROFESSIONAL DEVELOPMENT

Temporary and probationary teachers are evaluated annually and tenured teachers are evaluated every other year. Evaluations are conducted by the principal who has been trained and certified for competency to perform teacher evaluations.

Staff members build teaching skills and concepts through participation in conferences and workshops throughout the year. The district offers staff development days annually where teachers are offered a broad-based variety of professional growth opportunities in curriculum and instructional strategies. Staff at Oak Park Elementary participated in three staff development days in 2000-01; eight days in 1999-00; and eight days in 1998-99.

Teacher Assignments

For the 2000-01 school year, Oak Park Elementary had 34 credentialed teachers.

	Teacher Credential Status		
	99	00	01
Fully Credentialed	30	30	34
Emergency Credentials	5	4	3
Waiver	-	-	-
Total Teachers	35	34	37
Working Outside Subject	0	0	0
Average Years Teaching	12.3	13.2	13.6
Average Years in District	9.5	9.4	9.6

During the 2000-01 school year, certificated staff consisted of 39 employees: 38.5 percent with 30+ additional units beyond their bachelor's degree and 46.2 percent holding advanced graduate degrees, such as a masters or doctorate degree.

Specially trained staff who provide additional instruction or services include:

- Resource Specialists (1 full-time, 1 part-time)
- Resource Specialist Aide (1 full-time)
- Special Day Class Teacher (1 full-time)
- Special Day Class Aide (1 full-time)

- English Language Learners Aide (1 full-time, 1 part-time)
- Library Specialist (1 full-time)
- Music Specialist (1 part-time)
- Physical Education Teacher (1 part-time)
- Science Resource Teacher (1 part-time)
- Adapted Physical Education Specialist (1 part-time)
- Computer Lab Aide (1 part-time)

Substitute Teachers

The district currently has a pool of 250 substitute teachers. Most substitute teachers have a Bachelor's degree or at least 90 units toward a Bachelor's degree, and have passed the CBEST test. Periodically, Oak Park Elementary has difficulty in obtaining qualified substitute teachers from the district's pool. In the event a substitute teacher is not available for an absent teacher, students of the absent teacher are sent to other classrooms in the same grade level for instruction.

Training

Fontana Unified School District offers several programs to support new and veteran teachers, including the Beginning Teacher Support and Assistance (BTSA) program and the Peer Assistance and Review (PAR) program.

During the 2000-01 school year topics for staff development included:

- Literacy, with an emphasis on writing
- Multi-cultural education
- Safe and drug-free schools
- Violence intervention

CURRICULUM IMPROVEMENT

The district's curriculum guides are aligned with state and district standards. In 2000-01, Fontana Unified School District developed and adopted a California Standards-based report card. The report card gives parents a clear message about how their children are performing in relation to the state standards. The report card defines subject areas by curriculum and content standards. Numerical levels are used to indicate the child's level of performance in each standards area, in addition to an overall letter grade.

SPECIAL PROGRAMS & SERVICES

During the School Plan development process, teachers and administrators identify the strengths and areas for improvement for all students. The Student Study Teams (SST) meet regularly to assess individual needs of students and to monitor the effectiveness of interventions.

Oak Park Elementary used the Fast ForWord language development program in 2000-01 to help low performing students develop better reading skills. Fast ForWord, developed by the Scientific Learning Corporation, is a technology-based program which rapidly builds language fluency by retraining the brain to discriminate sounds and to process language more rapidly.

In addition to Fast ForWord, Oak Park Elementary offers the following intervention programs for students performing below grade level standards:

- Site Literacy Leader (small group reading instruction)
- After-school Tutoring
- English Language Acquisition Program (ELAP)
- English Language Learners Aides in the classroom
- Off-track Intersessions in language arts and math

The district's Special Education program addresses the needs of those students with special needs through appropriate assessment, placement, program implementation, evaluation, and review. A team consisting of the parent, school administrator, general education teacher, and special education teacher develop an Individual Education Plan (IEP) for each student in the Special Education program.

QUALITY OF INSTRUCTION & LEADERSHIP

Working closely with teachers and staff, the principal leads the school's efforts to offer a well-balanced and rigorous core curriculum aligned with state and district standards. Teachers are involved in many important leadership positions at Oak Park Elementary, including the School Site Council, English Language Advisory Committee, Parent Liaison Committee, Independent Study Coordination, and the GATE Committee.

Parents participate on the School Site Council and the English Language Learners Advisory Commit-

tee (ELAC). The School Site Council and ELAC play an active role in evaluating and making recommendations on school programs, student services, and the allocation of categorical funds.

EXPENDITURES & SERVICES FUNDED

For the 1999-00 school year, Fontana Unified School District allocated an average of \$5,542 to educate each student. The figures shown in the table below reflect the direct cost of educational services, per ADA, excluding food services, facilities acquisition and construction, and certain other expenditures. This calculation is required by law annually and compared with other districts statewide.

Expenses Related to Instruction Per Student* 1999-00		
	Statewide Average	
	All Unified Districts	All Districts
Fontana USD	\$5,542	\$5,705
	\$5,758	\$5,705

**Ed-Data and California Department of Education, School Fiscal Services Division - J-200 Reports.*

In addition to general fund state funding, Fontana Unified School District receives state and federal categorical funding for special programs. For the 1999-00 school year, Oak Park Elementary received \$180,780 in federal and state aid for the following categorical programs:

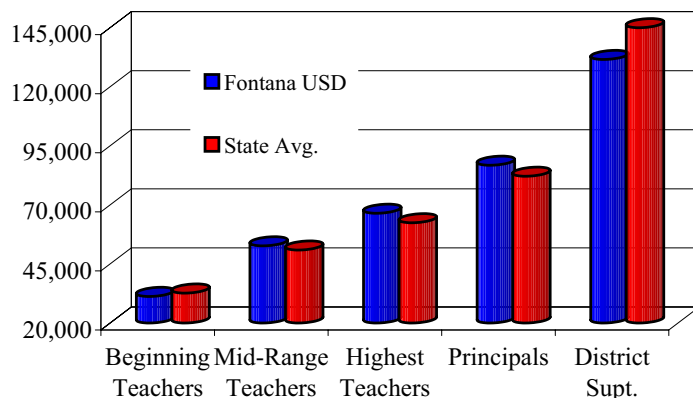
- Title I - \$71,000
- School Improvement Program (SIP) - \$50,000
- Miller Unruh - \$24,000
- GATE - \$1,780
- Economic Impact Aid - Limited English Proficient (EIA-LEP) - \$34,000

Salary & Budget Comparison

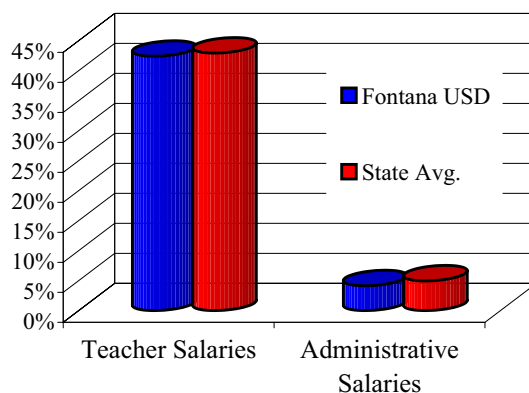
State law requires comparative salary and budget information to be reported to the general public. For comparison purposes, the State Department of Education has provided average salary data from school districts having more than 20,000 average daily attendance throughout the state.

In 1999-00, the average salaries for Fontana Unified School District were: \$31,251 for beginning teachers; \$52,666 for mid-range teachers; \$66,465 for highest teachers; \$86,782 for principals; and \$131,560 for the superintendent.

**Average Salary Information
Teachers - Principals - Superintendent
1999-00**



**Percentage of Budget
Teacher and Administrative Salaries
1999-00**



Contact Information

Parents who wish to participate in Oak Park Elementary's fund-raising activities can contact the Parent Teacher Association. Parents who wish to volunteer in the classroom may contact their children's teachers. All other inquiries may be directed to the school office at (909) 357-5690.

--	--