



*To graduate all students prepared to  
succeed in a changing world.*

### **Locust Elementary School**

7420 Locust Avenue  
Fontana, CA 92336  
(909) 357-5650  
FAX (909) 357-5659

Preschool - Sixth Grade  
Christine Pearce, Principal

[www.fusd.net](http://www.fusd.net)

### **Board of Education**

Gus Hawthorn, President  
Arlene Piazza, D.Min., Clerk  
Laura Abernathy-Mancha, Member  
Kathy Binks, Member  
D. Wayne Ruble, Ed.D., Member

### **District Administration**

Charles D. Milligan, Ph.D.  
Superintendent of Schools

Laurie St. Gean  
Deputy Superintendent,  
Educational Programs & School Services

Richard A. Stedry, Ed.D.  
Deputy Superintendent,  
Business Services

Yolanda Mendoza  
Associate Superintendent,  
Human Resources

Patricia J. Peoples, Ed.D.  
Associate Superintendent,  
Administrative Services



## **Fontana Unified School District**

# **Locust Elementary School**

## **2003-2004 Annual School Report Card**

### **A Message from the Superintendent**

As we continue to focus on increasing the achievement of all our students, the Board of Education and the Fontana Unified School District have adopted district goals that will be the foundation of every decision we make and will prepare students for a productive future. Our goals are:

#### **LEARNING FOR ALL STUDENTS**

Every student will be provided a comprehensive educational program aligned with the California State Standards that increases student achievement at the highest level and increases attendance.

#### **SAFE, POSITIVE, WELL-MAINTAINED SCHOOLS**

Every student will be provided with a clean, orderly, and adequately equipped school that is organized for its educational purpose and where every student is welcomed, respected, and valued.

#### **QUALITY STAFF PROVIDING QUALITY SERVICE**

Every student will be provided with a quality education by highly qualified staff who will be continuously trained in teaching strategies, support programs, and staff development activities.

#### **SCHOOL/ HOME/ COMMUNITY PARTNERSHIPS & COMMUNICATION**

Every student will be supported, and relationships enhanced, through open communication with parents, students, colleagues, and the community to develop partnerships.

#### **ACQUISITION & ALLOCATION OF RESOURCES THAT SUPPORT THE ABOVE GOALS**

Every student will be supported through the strategic allocation of all resources by continuously reviewing, updating, and fully implementing all district plans.

There are many opportunities for you to be involved in the decision-making processes within your school and the District. Contact your principal for information about how you can help and about the various committees that need your support. Remember, your input and involvement are critical to the success of our students.

Charles D. Milligan, Ph.D.  
Superintendent of Schools

### **A Message from the Principal**

The School Accountability Report Card provides important information for parents and other community members about Locust Elementary School's instructional programs, academic achievement, and resources.

It is the goal of Locust's dedicated staff to provide the very best education for all our students. We believe that through high standards for academic achievement and behavior, a quality education will be available to every student.

The support of our families and our community is important to us. It is that support that enables us to help your child grow socially as well as academically. Your involvement is always welcome through groups such as: classroom volunteers, School Site Council, English Language Learners Advisory Council, and the PTA.

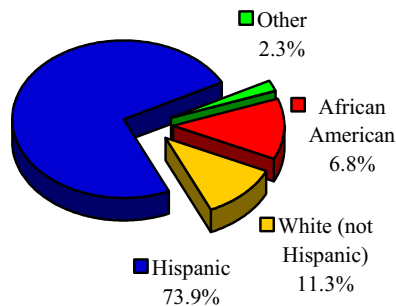
The Entire staff of Locust appreciates your support and commitment to the education of your children.

*Christine Pearce, Principal*

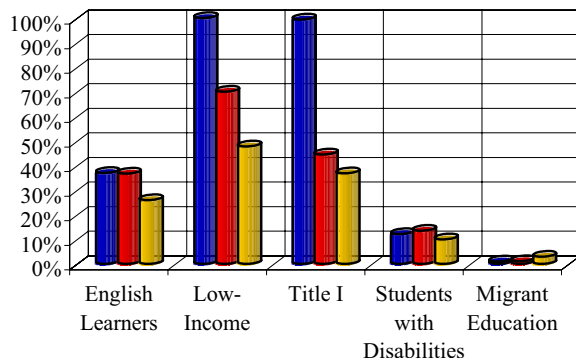
## School Profile

In 2003-04 Locust Elementary School served 661 students in kindergarten through sixth grade on a single-track, year round school year. The school believes that quality education for all students can be achieved through high standards for academic performance and behavior. Locust Elementary is dedicated to ensuring the academic success of every student and providing a safe and comprehensive educational experience.

**% Enrollment by Ethnic Group  
2003-04**



**Enrollment By Program\*  
2003-04**



\*Source: STAR testing enrollment.

## Discipline & Climate for Learning

The expectation of Locust Elementary School's faculty and staff is that students will show respect, cooperation, courtesy and acceptance of others. In order to accomplish this, a school-wide discipline policy has been established. Parents and students are informed of this policy at the beginning of each school year through classroom orientation and individual parent handbooks. The school's discipline policy promotes a safe school, a strong classroom environment and a solid foundation on which to build an effective school.

## Attendance

Attendance is critical to academic achievement, and regular daily attendance is a priority at Locust Elementary School. For each day a student is present, the school receives \$37 in state funding. Attendance, tardy, and truancy policies are clearly stated, consistently enforced, and consequences fairly administered. Incentives and awards are given to students throughout the year for improved attendance.

The table below illustrates the numbers and rates of suspension and expulsion for Locust Elementary School, and the combined total for all elementary schools in the Fontana Unified School District. The rate of suspension/expulsion is calculated by dividing the

total annual number of incidents by the total number of students enrolled. The rates do not reflect the number of individual students suspended, and may appear inflated due to a single student being suspended more than once in a year.

## Class Size

In 1996, the state legislature approved implementation of the Class Size Reduction (CSR) program that provides funding to hire additional teachers to assist schools in reducing K-3 class sizes. For the past three years 100% of all 1-3 classrooms participated in this program. Kindergarten classrooms did not participate in CSR.

Class Size Distribution												
Average Class Size	Classrooms Containing:											
	1-20 Students			21-32 Students			33+ Students					
	02	03	04	02	03	04	02	03	04	02	03	04
K	21	22	20	2	2	2	2	1	2	-	-	-
1st	21	21	19	-	-	4	4	4	-	-	-	-
2nd	21	20	19	1	4	5	4	-	-	-	-	-
3rd	19	19	20	4	3	5	-	1	-	-	-	-
4th	28	31	31	1	-	-	4	3	3	-	-	-
5th	25	32	33	1	-	-	3	2	-	-	1	3
6th	26	17	30	1	2	-	4	4	2	-	-	-
K-3	-	20	-	-	2	-	-	-	-	-	-	-

- No classrooms containing specified number of students.

## Instructional Time

During the 2003-04 school year, all instructional minutes offered at Locust Elementary exceeded state requirements. For the 2003-04 school year, Locust Elementary offered 180 days of instruction comprised of 137 regular days and 43 minimum days. Locust Elementary utilizes minimum days for staff development, teacher preparation, and parent conferences.

Grade Level	Instructional Minutes By	
	Minutes Required	Met or Exceeded?
K	36,000	Met
1st-3rd	50,400	Exceeded
4th-6th	54,000	Exceeded

## Textbooks & Instructional Materials

Fontana Unified School District held a Public Hearing on January 19, 2005 regarding district wide sufficiency of instructional materials pursuant to the settlement of Williams vs. the State of California. It was determined that there were not sufficient textbooks in the following areas: 1) class sets were provided, individual students did not receive their own textbooks; 2) health textbooks were not purchased for grades K-5; and 3) social studies textbooks for grades K-5 were out of print. The Board resolved to purchase additional textbooks and laboratory materials in order to meet state requirements and to adopt new materials in health for grades K-12. During spring 2005, additional textbooks and instructional materials were purchased, ensuring that each pupil, including English Learners, has textbooks or instructional materials to use in class and to take home to complete required homework.

All textbooks and instructional materials used within the district are aligned to the California State Content Standards and have been approved by the Board of Education. Textbooks in grades K-8 have been selected from the state's most recent list of adopted materials. Fontana Unified School District follows the State Board

of Education's six-year adoption cycle for core content materials and the eight-year cycle for textbook adoptions in foreign language, visual and performing arts, and health.

District-Adopted Textbooks (Grades K-6)		
Subject	Publisher	Year Adopted
Language Arts	SRA/McGraw-Hill: <i>Open Court Reading</i>	2003
Language Arts	Hampton Brown: <i>Into English</i>	1998
Language Arts	Holt, Rinehart & Winston: <i>Literature and Language Arts</i>	2003
Language Arts	Hampton Brown: <i>High Point</i>	2003
Math	Scott Foresman: <i>California Mathematics</i>	2001
Math	McDougal Littell: <i>Mathematics Concepts and Skills</i>	2001
Science	McGraw-Hill	2001
Science	Houghton Mifflin	2001
Science	Prentice Hall	2001
Social Science	Houghton Mifflin	1991

## School Facilities & Safety

Locust Elementary School provides a clean, safe, and functional environment for students, staff, and community members. Original school facilities were built in 1987. Current school facilities encompass 41,040 square feet and are situated on 10 acres. Facilities include 27 permanent classrooms, 7 portable classrooms, a library, and a multipurpose room. At the time of this publication in June of 2005, 100% of the school's restrooms were fully functioning.

Fontana Unified School District participates in the State School Deferred Maintenance Program, which assists school districts with expenditures for major repair or replacement of existing school building components. No improvements were scheduled at Locust Elementary School for the 2003-04 or 2004-05 school years. A team of 2 custodians ensures that all classrooms and facilities are clean, safe, and in good repair and working order. A work order process is used to ensure efficient service and that emergency repairs are given the highest priority. Each custodial staff member receives training and an extensive handbook that contains highly detailed districtwide maintenance procedures including daily expectations, responsibilities, and safety measures.

While data presented in this report is reflective of the 2003-04 school year, beginning in January of 2005, California schools must report the most recent occurrence of any of the eight emergency facility needs as specified in Education Code Section 17592.72(c)(1). Fontana Unified School District uses a facility survey instrument developed by the California Office of Public School Construction to ascertain facility improvement needs. On April 7, 2005, the district inspected Locust Elementary School's campus using the facility survey instrument and did not find any emergency facility needs. Results of this survey may be obtained at the district office.

Safety of students and staff is a primary concern of Locust Elementary. The school is a closed campus; all visitors must sign in at the office and wear identification badges while on school grounds. Adult supervision is provided before and after school, and during lunch and recess periods, by teachers, classified staff, and school administrators.

In 1998, the comprehensive Safe School Plan was developed by the Safe Schools Committee and the Office of Child Welfare and Attendance to comply with Senate Bill 187 of 1997. The plan

was last updated in July 2004 and was reviewed with the staff in August 2004. An updated copy is available to the public at the school office. Highlights of the Safe School Plan include the following:

- Safe Schools' Plan of Action
- Comprehensive disaster and crisis plan
- State and local discipline policies
- Intervention programs for at-risk students
- Addressing student aggression
- Visible authoritative presence on campus
- Safe transportation
- Communication strategies
- Conflict resolution

## Counseling & Other Support Services

It is the goal of Locust Elementary School to assist students not only in their academic development, but also in their social, physical and personal development. School and community resources are available to students and parents. Included in these services are a counselor (0.5 FTE), health assistant (0.5 FTE), school nurse (0.2 FTE), psychologist (0.4 FTE), and speech and language specialist (0.5 FTE). In addition, the district provides an immunization clinic and the Fontana Unified School District Police Department. The following resources are available to Locust families: San Bernardino County Department of Mental Health, City of Fontana Police Department, and Child Protective Services.

## Teacher Assignment

For the 2003-04 school year, Locust Elementary had 31 fully credentialed teachers who met all credential requirements in accordance with State of California guidelines.

Teacher Credential Status			
	02	03	04
Fully Credentialed	32	31	31
Emergency Credentials	2	2	0
Interns	0	0	0
Waivers	0	0	0
<b>Total Teachers</b>	<b>34</b>	<b>32</b>	<b>31</b>
Working Outside Subject	0	0	0
<b>Teacher Misassignments for 2004-05 = 0</b>			
<b>Misassignments of Teachers of English Learners = 15</b>			
<b>Teacher Vacancies for 2004-05 = 0</b>			
Teacher credential data may not have been submitted or a teacher may hold one or more types of credentials. As a result, total number of teachers may not equal addition of individual categories.			

## NCLB-Compliant Teachers

The federal No Child Left Behind (NCLB) Act requires that all teachers in core subject areas meet certain requirements in order to be considered "Highly Qualified" no later than the end of the 2005-06 school year. Minimum qualifications include: possession of a Bachelor's Degree, possession of an appropriate California teaching credential, and demonstrated competence in core academic subjects. Many teachers in the district are completing additional training as well as the state's process to show subject area competence in order to become NCLB-compliant.

<b>Teacher Education Levels 2003-04</b>		
	<b>Locust ES</b>	<b>Fontana USD</b>
Doctorate	0.0%	1.3%
Master's Degree +30*	32.3%	34.6%
Master's Degree	0.0%	0.7%
Bachelor's Degree +30*	45.2%	45.2%
Bachelor's Degree	22.6%	18.3%
Less Than Bachelor's	0.0%	0.7%
<i>*Indicates additional hours above and beyond degree.</i>		
<b>Courses Taught by NCLB-Compliant Teachers</b>		
Highly Qualified Teachers	33.3%	40.9%
High Poverty Schools	n/a	32.6%
Low Poverty Schools	n/a	100.0%

### Substitute Teachers

The district currently has a pool of 500 qualified substitute teachers. Substitute teachers must meet minimum state requirements; they are either currently enrolled in a university and have completed 90 semester/135 quarter units towards a Bachelor's degree and have passed the CBEST or have completed a Bachelor's Degree and have passed the CBEST. Periodically, Locust Elementary has difficulty in obtaining qualified substitute teachers from the district's pool. In the event a substitute teacher is not available for an absent teacher, students of the absent teacher are sent to other classrooms in the same grade level to receive instruction.

### Teacher Evaluation

Temporary and probationary teachers are evaluated twice annually and tenured teachers are evaluated every other year. Evaluations are conducted by administrators who have been trained and certified for competency to perform teacher evaluations. Evaluation criteria are based on the California Standards for the Teaching Profession:

- Engaging and supporting all students in learning
- Creating and maintaining effective environments for student learning
- Understanding and organizing subject matter for student learning
- Planning instruction and designing learning experiences for all students
- Assessing student learning
- Developing as a professional educator

### Training & Curriculum Improvement

All training and curriculum development activities at Locust Elementary School revolve around the California State Content Standards and Frameworks. Professional development activities were provided during the 2003-04 school year to support the adoption of new curriculum or the implementation of new programs including:

- Open Court Implementation
- Accelerated Reader
- Understanding Effective Instructional Strategies
- Understanding Cultural Differences
- Teacher Expectations & Student Achievement (TESA)

Fontana Unified School District offers support to new and veteran teachers as well as interns, pre-intern teachers, and substitute teachers. Staff members are encouraged to attend workshops and

conferences. The district annually offers three staff development days. During the 2003-04 school year district training included:

- Beginning Teacher Support and Assistance (BTSA)
- Peer Assistance and Review (PAR)
- Reading and Writing Instructional Strategies (Grades K-5)
- Instructional Strategies in Language Arts, Math, and Science (Grades 6-12)
- Classroom Management
- Differentiated Instruction for English Language Learners
- Certification for Gifted and Talented Education (GATE)
- Use of Technology in the Classroom

### Special Programs

Instructional programs are aligned to California State Content Standards. The school structures its educational program so that all students receive instruction appropriate to their learning level. To ensure the success of every student, teachers use a variety of instructional techniques and supplemental instructional materials and programs. Special programs include:

- Site Literacy Leader
- Homework Club
- English Language Learner aides in the classroom
- Off-track intersessions in language arts and math
- Gifted and Talented Students (GATE) Science, Math and Fine Arts
- Academic tutoring
- Fast ForWord
- English Language Acquisition tutoring
- Resource Specialist Program
- Special Day Class
- Special Education classes for the emotionally disturbed and severely handicapped

### Quality of Instruction & Leadership

Leadership at Locust Elementary is a responsibility shared among district administration, the principal, assistant principal, instructional staff, students, and parents. Overall administration of school activities, teacher evaluations, and daily operations are only a few of the many responsibilities undertaken by Locust Elementary's principal. Principal Christine Pearce joined the school in the fall of 2004. She brings to the school more than 32 years of educational experience. Working closely with teachers and staff, the principal leads the school's efforts to offer a well-balanced and rigorous core curriculum aligned with state and district standards.

Staff members and parents are encouraged to participate on various committees that make decisions regarding the priorities and direction of the educational plan to ensure instructional programs are consistent with students' needs and comply with district goals.

- School Site Council
- District School Site Council
- Superintendent Advisory Council
- English Language Learners Advisory Committee (ELAC)
- District ELAC
- Parent Teacher Association (PTA)
- Student Study Teams
- Individual Education Plan (IEP) Teams

## Student Achievement & Assessment

Multiple measures of student achievement are used as an ongoing part of the quality instructional program at Locust Elementary. These measures are used to monitor students' actual progress as well as to evaluate the effectiveness of the instructional program. In 2003-04, district language arts and math assessments were administered three times to students in kindergarten through sixth grade. These were curriculum embedded tests, developed by the district, written and aligned with the state and district standards. Using the results of district assessments, state assessments, and student grades, Fontana Unified School District created a multiple measures matrix. This matrix was used to evaluate overall student progress and to identify students at risk of not meeting grade level standards. The district and school then provided various intervention programs for students who were performing below grade level standards.

### Norm Referenced Test

The CAT/6 is a standardized norm referenced test, which indicates how the student or group of students compares with that of a national sample group of students tested from around the country. All students in grades two through eleven are tested each spring. Students in grades two through five are tested in the academic areas of reading, spelling, written expression and mathematics. The table below reflects the percentages of students scoring at or above the 50th percentile (or those students performing at or above the average level) in reading and math.

CAT/6 Norm Referenced Test 2003 & 2004 % At or Above 50th Percentile																				
Subject Area	Reading									Math										
	2		3		4		5		6		2		3		4		5		6	
Grade Level	03	04	03	04	03	04	03	04	03	04	03	04	03	04	03	04	03	04	03	04
Year Ending																				
<b>All Students</b>																				
Locust ES	22	31	18	24	21	19	30	27	36	46	42	44	32	38	33	48	37	40	29	45
Fontana USD	32	33	20	19	19	21	27	28	31	31	43	41	41	43	34	40	40	41	38	42
California	46	47	34	35	35	36	40	41	45	46	57	59	52	54	48	49	49	50	57	53
<b>Subgroups</b>																				
Females	22	34	19	27	27	24	30	31	33	52	33	39	30	31	37	47	38	42	28	46
Males	21	29	18	21	13	14	30	21	38	41	49	49	34	43	27	49	35	37	30	45
English Learners	10	25	0	17	3	9	8	7	19	19	30	49	20	30	17	34	20	36	26	24
Non English Learners	30	35	32	30	28	27	37	35	42	56	50	41	42	43	39	58	42	41	31	53
SED^	20	31	11	24	16	19	19	27	37	42	40	44	29	37	29	48	28	40	31	42
Non SED	31		39		42		55		32	56	50		43		47		59		24	52
Special Education					0	8	0		6						0	25	0			13
African American	14	42	9	25	13	0	24	21	31	31	31	33	9	33	20	50	24	31	25	38
White (not Hispanic)	43		73		47		55	33			71		64		47		36	60		
Hispanic or Latino	17	27	11	23	18	18	25	25	38	46	40	39	31	39	32	44	38	36	32	44

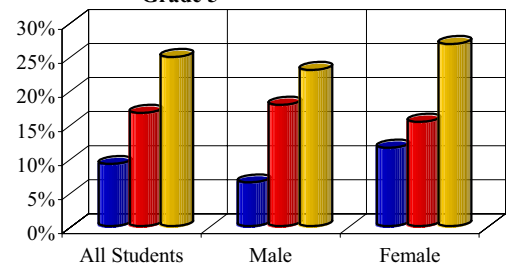
^SED - Socioeconomically Disadvantaged

Scores are not disclosed when fewer than 10 students are tested in a grade level and/or subgroup.

### Physical Fitness

In the spring of each year, Locust Elementary is required by the state to administer a physical fitness test to all students in the fifth grade. The physical fitness test measures each student's ability to perform fitness tasks in six major areas. Students who either meet or exceed the standards in all six fitness areas are considered to be physically fit or in the "healthy fitness zone" (HFZ).

Students in Healthy Fitness Zone  
Spring 2004  
Grade 5



**California Standards Tests (CST)**

California Standards Tests assess student performance on the California State Content Standards adopted by the State Board of Education. Performance standards identify the level of student mastery of the content standards tested and include Advanced (exceeding standards), Proficient (meeting standards), Basic (approaching standards), Below Basic (below standards), and Far Below Basic (well below standards) levels. The state target for every student is to score at the Advanced or Proficient level. For detailed course and grade level results, please visit the state’s Standardized Testing and Reporting (STAR) website: <http://star.cde.ca.gov>.

Scores are not disclosed when fewer than 10 students are tested within a grade level and/or subgroup.

<b>California Standards Tests Locust Elementary School Subgroup Results 2004 % Performing at Proficient &amp; Advanced Levels</b>			
	<b>English/ Language Arts</b>	<b>Math</b>	<b>Science</b>
African American	20	22	0
Hispanic	19	33	14
White (not Hispanic)	39	56	13
Male	21	38	17
Female	23	32	8
English Learners	13	32	3
SED^	22	34	12
Students with Disabilities	5	16	

^SED = Socioeconomically Disadvantaged

<b>California Standards Tests All Students % Performing at Proficient &amp; Advanced Levels</b>									
	<b>Locust ES</b>			<b>Fontana USD</b>			<b>California</b>		
	<b>2002</b>	<b>2003</b>	<b>2004</b>	<b>2002</b>	<b>2003</b>	<b>2004</b>	<b>2002</b>	<b>2003</b>	<b>2004</b>
English/Language Arts	16	15	22	16	18	20	32	35	36
Math	22	32	34	18	24	23	31	35	34
Science*			12	10	11	9	30	27	25

\*Fifth grade science test first administered in 2004.

**Academic Performance Index**

California uses the results of STAR testing to calculate the Academic Performance Index (API) which is used to measure school performance, set academic growth targets, and monitor progress over time. The API is a numeric index between 200-1000 that measures student performance in grades two through eleven. The state has determined a performance target of 800 for all schools. Test results are weighted and a formula is applied to determine API.

**Growth Targets:** For schools with an API under 800, the state requires a gain of 5% of the difference between the school’s actual API and 800. Growth Targets apply not only schoolwide, but to each numerically significant subgroup as well. Schools/subgroups that have achieved an API of 800 or above must maintain their scores.

**Awards:** Schools that meet both schoolwide and subgroup Growth Targets are eligible for the Governor’s Performance Award. For schools with an API of 800 and above, the state requires at least a five-point improvement to qualify for awards.

**II/USP:** Schools that do not meet their Growth Targets and have a Statewide API Rank of one to five are eligible to participate in the Immediate Intervention/Underperforming Schools Program (II/USP), which provides resources to schools to improve academic achievement.

**Statewide Rank:** All schools in California are categorized according to type (elementary, middle, high) and are placed on a scale of 1 to 10, with 10 being the highest.

**Similar Schools Rank:** School performance is also compared to other similar schools in the state, based on demographic characteristics, and ranked 1 to 10 within a grouping of 100 schools.

Academic Performance Index (API)													
	2001 Base	Growth Target	Actual Growth	Growth 2001-02	2002 Base	Growth Target	Actual Growth	Growth 2002-03	2003 Base	Growth Target	Actual Growth	Growth 2003-04	
<b>All Students</b>	<b>599</b>	<b>10</b>	<b>0</b>	<b>599</b>	<b>613</b>	<b>9</b>	<b>33</b>	<b>646</b>	<b>645</b>	<b>8</b>	<b>26</b>	<b>671</b>	
<b>Subgroups</b>													
SED^	556	8	0	556	573	7	52	625	623	6	38	661	
Hispanic	583	8	4	587	609	7	26	635	634	6	28	662	
	<b>2001</b>	<b>2002</b>	<b>2003</b>						<b>2002</b>	<b>2003</b>	<b>2004</b>		
Percent Tested (Base)	98	100	99		Eligible for Governor's Performance Award				No	Yes	Yes		
Percent Tested (Growth)	100	99	98		Eligible for II/USP Program				--- Not funded ---				
Statewide Rank	3	3	3		Received II/USP Funding				--- Not funded ---				
Similar Schools Rank	4	4	6		Applied for II/USP Program				--- Not funded ---				

^SED - Socioeconomically Disadvantaged

### Adequate Yearly Progress (AYP)

No Child Left Behind (NCLB) is a federal law that mandates that all students, including students who are economically disadvantaged, are from racial or ethnic minority groups, have disabilities, or have limited English proficiency, meet the state academic achievement standards for Mathematics and English/Language Arts by 2014. Schools must demonstrate Adequate Yearly Progress (AYP) toward achieving that goal. AYP mandates that certain requirements are met each year:

- Each school and subgroup must perform to a proficiency level; 13.6% of elementary and middle school students must be proficient in language arts and 16% must be proficient in math.
- At least 95% of students must take state standardized tests.
- Schools must show improvement in the Academic Performance Index (API).

After two consecutive years of failure to meet AYP in a particular subgroup, a school becomes eligible for Title I Program Improvement (PI). Schools can be categorized as PI for a maximum of five years. However, a school may exit from this status after two consecutive years of success in the affected subgroup(s). There are several consequences for schools that have been placed in Program Improvement, including the provision of additional tutoring and replacement of staff. Students of PI schools are also allowed to transfer to other schools (within their district) that meet AYP.

A "Yes" in the adjacent chart means the school or subgroup was at or above the 2004 targets for participation rate or percent proficient. "No" means the school or subgroup was below the participation rate or percent proficient. Locust Elementary School met all of the 2004 AYP criteria. The school is currently in Year 1 of Title I Program Improvement.

More information about Title I and NCLB requirements can be found on the following Internet websites: <http://www.cde.ca.gov/nclb/> and <http://www.nclb.gov>.

Adequate Yearly Progress (AYP)				
School, District, and Subgroups Meeting All Annual Objectives				
	Locust ES		Fontana USD	
	2003	2004	2003	2004
<b>Overall</b>	<b>No</b>	<b>Yes</b>	<b>No</b>	<b>No</b>
All Students	Yes	Yes	Yes	Yes
African American			Yes	Yes
American Indian/Alaskan			Yes	Yes
Asian			Yes	Yes
Filipino			Yes	Yes
Hispanic	No	Yes	Yes	Yes
Pacific Islander			Yes	Yes
White (not Hispanic)			Yes	Yes
SED^	No	Yes	Yes	Yes
English Learners	No	Yes	No	Yes
Students with Disabilities	Yes		No	No

^SED = Socioeconomically Disadvantaged  
Only numerically significant subgroups are reported.

Federal Awards & Intervention Programs 2004-05	
Recognized as Title I Achieving School	No
Year Identified for Program Improvement	2003
Year in Program Improvement	1
Year Exited Program Improvement	n/a
Program Improvement Schools in District	
Number of Schools in Program Improvement	14
Percent of Schools in Program Improvement	36.8%

## Expenditures & Services Funded

At the time this report was published, the most recent salary and budget comparison data for the state of California was for the 2002-03 school year. In 2002-03, Fontana Unified School District spent an average of \$6,304 to educate each student.

In addition to general fund state funding, Fontana Unified School District receives state and federal categorical funding for special programs. For the 2003-04 school year, Locust Elementary had the following categorical programs:

- Title I (Schoolwide)
- Special Education
- Drug/Alcohol/Tobacco Education
- Home-to-School Transportation
- Gifted and Talented Pupils (GATE)
- School Improvement Program (SIP)
- Economic Impact Aid - Limited English Proficient (EIA-LEP)
- Miller Unruh
- Educational Technology Assistance
- Healthy Start

## Salary and Budget Comparison

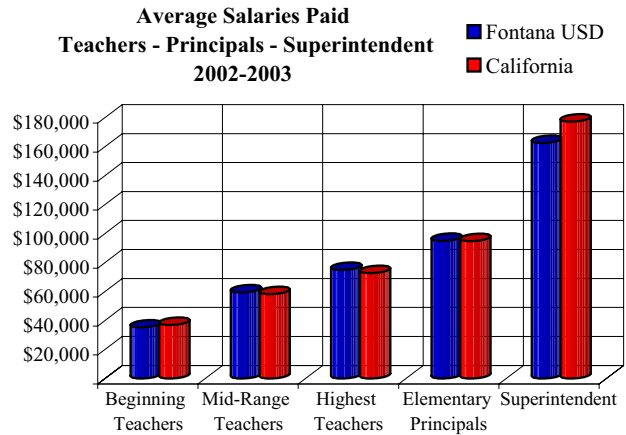
State law requires comparative salary and budget information to be reported to the general public. For comparison purposes, the State Department of Education has provided average salary data from school districts having more than 20,000 average daily attendance throughout the state.

## Contact Information

Parents who wish to volunteer or participate in Locust Elementary's leadership teams, school committees, or school activities may contact Principal Christine Pearce or Kristine Hickman, the school Project Specialist, at (909) 357-5650.

Current Expense of Education Per Student* 2002-2003		
Statewide Average		
All Unified		
Fontana USD	School Districts	All Districts
\$6,304	\$6,882	\$6,822

*\*Ed-Data and California Department of Education, School Fiscal Services Division - J-200 Reports.*



Salaries as a Percentage of Total Budget 2002-2003		
	Fontana USD	California
Teacher Salaries	42.6%	41.6%
Administrative Salaries	5.4%	5.1%