



*To graduate all students prepared to succeed in a changing world.*

### **Mango Elementary School**

7450 Mango Avenue  
Fontana, CA 92336-2105  
(909) 357-5660  
FAX (909) 357-5669

Preschool - Sixth Grade  
Sara Najarro, Principal  
www.fusd.net

### **Board of Education**

Gus Hawthorn, President  
Arlene Piazza, D.Min., Clerk  
Laura Abernathy-Mancha, Member  
Kathy Binks, Member  
D. Wayne Ruble, Ed.D., Member

### **District Administration**

Charles D. Milligan, Ph.D.  
Superintendent of Schools

Laurie St. Gean  
Deputy Superintendent,  
Educational Programs & School Services

Richard A. Stedry, Ed.D.  
Deputy Superintendent,  
Business Services

Yolanda Mendoza  
Associate Superintendent,  
Human Resources

Patricia J. Peoples, Ed.D.  
Associate Superintendent,  
Administrative Services



## **Fontana Unified School District**

# **Mango Elementary School**

## **2003-2004 Annual School Report Card**

### **A Message from the Superintendent**

As we continue to focus on increasing the achievement of all our students, the Board of Education and the Fontana Unified School District have adopted district goals that will be the foundation of every decision we make and will prepare students for a productive future. Our goals are:

#### **LEARNING FOR ALL STUDENTS**

Every student will be provided a comprehensive educational program aligned with the California State Standards that increases student achievement at the highest level and increases attendance.

#### **SAFE, POSITIVE, WELL-MAINTAINED SCHOOLS**

Every student will be provided with a clean, orderly, and adequately equipped school that is organized for its educational purpose and where every student is welcomed, respected, and valued.

#### **QUALITY STAFF PROVIDING QUALITY SERVICE**

Every student will be provided with a quality education by highly qualified staff who will be continuously trained in teaching strategies, support programs, and staff development activities.

#### **SCHOOL/ HOME/ COMMUNITY PARTNERSHIPS & COMMUNICATION**

Every student will be supported, and relationships enhanced, through open communication with parents, students, colleagues, and the community to develop partnerships.

#### **ACQUISITION & ALLOCATION OF RESOURCES THAT SUPPORT THE ABOVE GOALS**

Every student will be supported through the strategic allocation of all resources by continuously reviewing, updating, and fully implementing all district plans.

There are many opportunities for you to be involved in the decision-making processes within your school and the District. Contact your principal for information about how you can help and about the various committees that need your support. Remember, your input and involvement are critical to the success of our students.

Charles D. Milligan, Ph.D.  
Superintendent of Schools

### **A Message from the Principal**

The purpose of the School Accountability Report Card is to provide parents with information about the school's instructional programs, academic achievement, materials and facilities, and the staff. Information about the Fontana Unified School District is also provided.

Parents and community play a very important role in the school. Understanding the school's educational program, student achievement, and curriculum development can assist both school and community in ongoing program improvement.

We have made a commitment to provide the best educational program possible for our students. The excellent quality of our program is a reflection of our highly committed staff. We are dedicated to ensuring that Mango Elementary School is a welcoming, stimulating environment where students are actively involved in learning academics as well as positive values. Through our hard work, together, our students will be challenged to reach their maximum potential.

Mango Elementary School believes that cooperation between school and community is imperative, and this is reflected in our School Mission Statement on the following page.

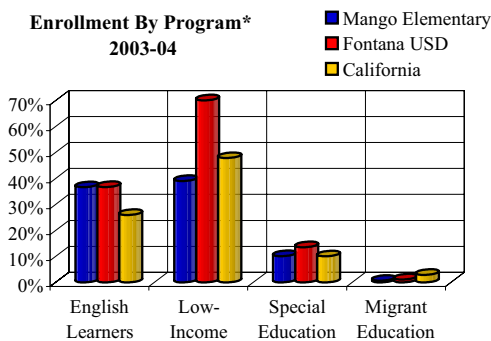
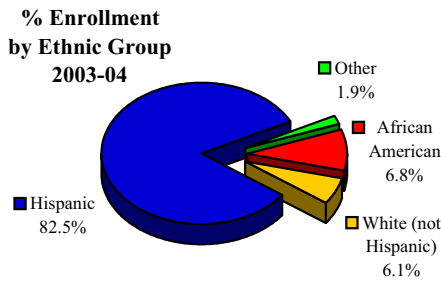
Sara Najarro  
Principal

## School Mission

The Mango School Community is dedicated to providing a safe and positive environment where all students become effective communicators, creative problem solvers, and healthy compassionate responsible citizens.

## School Profile

Mango Elementary School is a single-track, year-round school serving 738 students in preschool through grade six. The school is a hub for the district's off-track intersession program which supports an additional 150 students. Mango Elementary is dedicated to ensuring the academic success of every student and providing a safe and comprehensive educational experience.



\*Source: STAR testing enrollment.

## Discipline & Climate for Learning

Students at Mango Elementary are guided by specific rules and classroom expectations that promote respect, cooperation, courtesy, and acceptance of others. The school's discipline philosophy promotes a safe school, a warm, friendly classroom environment, and demonstrates that good discipline is a solid foundation on which to build an effective school. The goal of Mango Elementary's discipline program is to provide students with opportunities to learn self-discipline through a system of consistent rewards and consequences for their behavior. Parents and students are informed of discipline policies at the beginning of each school year through classroom orientation and newsletters, which outline student behavior expectations, and school and personal safety rules. Research has shown that student dress and appearance affect student attitudes and conduct. Accordingly, Mango Elementary has adopted a uniform policy for both boys and girls, which is outlined in parent newsletters.

## Attendance

Attendance is critical to academic achievement, and regular daily attendance is a priority at Mango Elementary School. For each day a student is present, the school receives \$37 in state funding. Attendance, tardy, and truancy policies are clearly stated, consistently enforced, and consequences fairly administered. Incentives and awards are given to students throughout the year for improved attendance.

The table below illustrates the numbers and rates of suspension and expulsion for Mango Elementary School, and the combined total for all elementary schools in the Fontana Unified School District. The rate of suspension/expulsion is calculated by dividing the total annual number of incidents by the total number of students enrolled. The rates do not reflect the number of individual students suspended, and may appear inflated due to a single student being suspended more than once in a year.

	Suspensions & Expulsions					
	Mango ES			Fontana USD Elementary Schools		
	2002	2003	2004	2002	2003	2004
Suspensions (Cases)	35	30	8	1,016	1,030	1,022
Expulsions (Cases)	0	0	0	14	13	16
Suspensions (%)	3.7	4.1	1.1	5.1	5.1	4.9
Expulsions (%)	0.00	0.00	0.00	0.07	0.07	0.04

## Class Size

In 1996, the state legislature approved implementation of the Class Size Reduction (CSR) program that provides funding to hire additional teachers to assist schools in reducing K-3 class sizes. For the past three years 100% of all K-3 classrooms participated in this program. Kindergarten classrooms participate in CSR Option 2.

Class Size	Class Size Distribution											
	Average			Classrooms Containing:								
	02	03	04	1-20 Students			21-32 Students			33+ Students		
K	19	23	24	6	4	2	-	-	-	-	-	-
1st	20	20	20	8	5	5	-	-	-	-	-	-
2nd	20	20	20	6	6	3	-	-	-	-	-	-
3rd	20	20	19	7	5	6	-	-	-	-	-	-
4th	33	32	31	-	-	-	4	3	2	-	-	-
5th	33	32	32	-	-	-	4	3	2	-	-	-
4th-6th	-	31	31	-	-	-	-	1	1	-	-	-

- No classrooms containing specified number of students.

## Instructional Time

During the 2003-04 school year, all instructional minutes offered at Mango Elementary met or exceeded state requirements. Due to bus schedules and a multiple-track calendar, actual minutes vary slightly by track and school. For the 2003-04 school year, Mango

Grade Level	Instructional Minutes By	
	Minutes	Met or Exceeded?
K	36,000	Met
1st-3rd	50,400	Exceeded
4th-6th	54,000	Exceeded

Elementary offered 180 days of instruction comprised of 142 regular days and 38 minimum days (each Thursday). Mango Elementary utilizes minimum days for staff development, teacher preparation, grade level planning, data analysis, and parent conferences.

## Textbooks & Instructional Materials

Fontana Unified School District held a Public Hearing on January 19, 2005 regarding district wide sufficiency of instructional materials pursuant to the settlement of Williams vs. the State of California. It was determined that there were not sufficient textbooks in the following areas: 1) class sets were provided, individual students did not receive their own textbooks; 2) health textbooks were not purchased for grades K-5; and 3) social studies textbooks for grades K-5 were out of print. The Board resolved to purchase additional textbooks and laboratory materials in order to meet state requirements and to adopt new materials in health for grades K-12. During spring 2005, additional textbooks and instructional materials were purchased,

ensuring that each pupil, including English Learners, has textbooks or instructional materials to use in class and to take home to complete required homework.

All textbooks and instructional materials used within the district are aligned to the California State Content Standards and have been approved by the Board of Education. Textbooks in grades K-8 have been selected from the state's most recent list of adopted materials. Fontana Unified School District follows the State Board of Education's six-year adoption cycle for core content materials and the eight-year cycle for textbook adoptions in foreign language, visual and performing arts, and health.

District-Adopted Textbooks (Grades K-6)		
Subject	Publisher	Year Adopted
Language Arts	SRA/McGraw-Hill: <i>Open Court Reading</i>	2003
Language Arts	Hampton Brown: <i>Into English</i>	1998
Language Arts	Holt, Rinehart & Winston: <i>Literature and Language Arts</i>	2003
Language Arts	Hampton Brown: <i>High Point</i>	2003
Math	Scott Foresman: <i>California Mathematics</i>	2001
Math	McDougal Littell: <i>Mathematics Concepts and Skills</i>	2001
Science	McGraw-Hill	2001
Science	Houghton Mifflin	2001
Science	Prentice Hall	2001
Social Science	Houghton Mifflin	1991

### School Facilities & Safety

Mango Elementary School provides a clean, safe, and functional environment for students, staff, and community members. Original school facilities were built in 1992. Current school facilities encompass 56,137 square feet and are situated on 10 acres. Facilities include 23 permanent classrooms and 12 portable classrooms. At the time of this publication in June of 2005, 100% of the school's restrooms were fully functioning.

Fontana Unified School District participates in the State School Deferred Maintenance Program, which assists school districts with expenditures for major repair or replacement of existing school building components. No improvements were scheduled at Mango Elementary School for the 2003-04 or 2004-05 school years. A team of 3 custodians ensures that all classrooms and facilities are clean, safe, and in good repair and working order. A work order process is used to ensure efficient service and that emergency repairs are given the highest priority. Each custodial staff member receives training and an extensive handbook that contains highly detailed districtwide maintenance procedures including daily expectations, responsibilities, and safety measures.

While data presented in this report is reflective of the 2003-04 school year, beginning in January of 2005, California schools must report the most recent occurrence of any of the eight emergency facility needs as specified in Education Code Section 17592.72(c)(1) which include: 1) gas leaks; 2) non-functioning heating, ventilation, fire sprinklers, or air-conditioning systems; 3) electrical power failure; 4) major sewer line stoppage; 5) major pest or vermin infestation; 6) broken windows or exterior doors/gates that will not lock or pose a security threat; 7) abatement of hazardous materials previously undiscovered that pose an immediate threat to pupils or staff; and 8) structural damage creating a hazardous or uninhabitable condition. When this report was published in June of 2005, no emergency facilities needs existed at Mango Elementary School.

Safety of students and staff is a primary concern of Mango Elementary. The school is a closed campus; all visitors must sign in at the office

and wear identification badges while on school grounds. Adult supervision is provided before and after school, and during lunch and recess periods, by teachers, classified staff, and school administrators.

In 1998, the comprehensive Safe School Plan was developed by the Safe Schools Committee and the Office of Child Welfare and Attendance to comply with Senate Bill 187 of 1997. The plan was last updated in June of 2004 and was reviewed with the staff at that time. An updated copy is available to the public at the school office. Highlights of the Safe School Plan include the following:

- Safe Schools' Plan of Action
- Comprehensive disaster and crisis plan
- State and local discipline policies
- Intervention programs for at-risk students
- Addressing student aggression
- Visible authoritative presence on campus
- Safe transportation
- Communication strategies
- Conflict resolution

### Counseling & Other Support Services

It is the goal of Mango Elementary to assist students in their social and personal development as well as academics. The district and school provide special attention to students who experience academic problems, difficulty coping with personal and family problems, trouble with decision making, or handling peer pressure.

Counseling & Support Services Staff		
Title	Number of Staff	Full Time Equivalent
Counselor	1	0.5
Health Assistant	1	1.0
Nurse	1	0.2
Psychologist	1	0.2
Speech/Language Specialist	1	0.5

### Teacher Assignment

For the 2003-04 school year, Mango Elementary had 28 fully credentialed teachers who met all credential requirements in accordance with State of California guidelines.

Teacher Credential Status			
	02	03	04
Fully Credentialed	35	29	28
Emergency Credentials	3	3	1
Interns	3	3	2
Waivers	0	1	0
<b>Total Teachers</b>	<b>41</b>	<b>32</b>	<b>30</b>
<b>Teacher Misassignments for 2004-05 = 0</b>			
<b>Misassignments of Teachers of English Learners = 6</b>			
<b>Teacher Vacancies for 2004-05 = 0</b>			
Teacher credential data may not have been submitted or a teacher may hold one or more types of credentials. As a result, total number of teachers may not equal addition of individual categories.			

### NCLB-Compliant Teachers

The federal No Child Left Behind (NCLB) Act requires that all teachers in core subject areas meet certain requirements in order to be considered "Highly Qualified" no later than the end of the 2005-06 school year. Minimum qualifications include: possession of a Bachelor's Degree, possession of an appropriate California teaching credential, and demonstrated competence in core academic subjects.

Many teachers in the district are completing additional training as well as the state's process to show subject area competence in order to become NCLB-compliant.

Teacher Education Levels 2003-04		
	Mango ES	Fontana USD
Doctorate	0.0%	1.3%
Master's Degree +30*	33.3%	34.6%
Master's Degree	0.0%	0.7%
Bachelor's Degree +30*	56.7%	45.2%
Bachelor's Degree	10.0%	18.3%
Less Than Bachelor's	0.0%	0.7%
<i>*Indicates additional hours above and beyond degree.</i>		
Courses Taught by NCLB-Compliant Teachers		
Highly Qualified Teachers	59.5%	40.9%
High Poverty Schools	n/a	32.6%
Low Poverty Schools	n/a	100.0%

## Substitute Teachers

The district currently has a pool of 500 qualified substitute teachers. Substitute teachers must meet minimum state requirements; they are either currently enrolled in a university and have completed 90 semester/135 quarter units towards a Bachelor's degree and have passed the CBEST or have completed a Bachelor's Degree and have passed the CBEST. Periodically, Mango Elementary has difficulty in obtaining qualified substitute teachers from the district's pool. In the event a substitute teacher is not available for an absent teacher, students of the absent teacher are sent to other classrooms in the same grade level to receive instruction.

## Teacher Evaluation

Temporary and probationary teachers are evaluated twice annually and tenured teachers are evaluated every other year. Evaluations are conducted by administrators who have been trained and certified for competency to perform teacher evaluations. Evaluation criteria are based on the California Standards for the Teaching Profession:

- Engaging and supporting all students in learning
- Creating and maintaining effective environments for student learning
- Understanding and organizing subject matter for student learning
- Planning instruction and designing learning experiences for all students
- Assessing student learning
- Developing as a professional educator

## Training & Curriculum Improvement

All training and curriculum development activities at Mango Elementary School revolve around the California State Content Standards and Frameworks. Professional development activities were provided during the 2003-04 school year to support the adoption of new curriculum or the implementation of new programs including:

- Technology Training
- Six Traits of Writing
- Data Assessment
- Motivating the Unmotivated Student
- Effective Instructional Strategies

Fontana Unified School District offers support to new and veteran teachers as well as interns, pre-intern teachers, and substitute teachers. Staff members are encouraged to attend workshops and conferences. The district annually offers three staff development days. During the 2003-04 school year district training included:

- Beginning Teacher Support and Assistance (BTSA)
- Peer Assistance and Review (PAR)
- Reading and Writing Instructional Strategies (Grades K-5)
- Instructional Strategies in Language Arts, Math, and Science (Grades 6-12)
- Classroom Management
- Differentiated Instruction for English Language Learners
- Certification for Gifted and Talented Education (GATE)
- Use of Technology in the Classroom

## Special Programs

Instructional programs are aligned to California State Content Standards. The school structures its educational program so that all students receive instruction appropriate to their learning level. To ensure the success of every student, teachers use a variety of instructional techniques and supplemental instructional materials and programs. Special programs include:


- Gifted and Talented Education (GATE)
- Site Literacy Leader small group reading skills
- Fast ForWord reading intervention program
- Language! (6th grade)
- Literacy Tutor Program
- English Language Learners Aides in the classroom
- English Language Acquisition Program (ELAP)
- Off-track Intersessions in language arts and math
- Resource Specialist program
- Parents as Teachers (PAT)
- Reading Club

## Quality of Instruction & Leadership

Leadership at Mango Elementary is a responsibility shared among district administration, the principal, assistant principal, instructional staff, students, and parents. Overall administration of school activities, teacher evaluations, and daily operations are only a few of the many responsibilities undertaken by Mango Elementary's principal. Principal Sara Najarro has led the school for two years, backed by nine years in education. Working closely with teachers and staff, the principal leads the school's efforts to offer a well-balanced and rigorous core curriculum aligned with state and district standards.

Staff members and parents are encouraged to participate on various committees that make decisions regarding the priorities and direction of the educational plan to ensure instructional programs are consistent with students' needs and comply with district goals.

- School Site Council (SSC)
- District Advisory Committee (DAC)
- English Language Learners Advisory Committee (ELAC)
- District ELAC
- Individual Education Plan (IEP) Teams
- Student Study Team (SST)
- Parent Liaison Team



## Student Achievement & Assessment

Multiple measures of student achievement are used as an ongoing part of the quality instructional program at Mango Elementary. These measures are used to monitor students' actual progress as well as to evaluate the effectiveness of the instructional program. In 2003-04, district language arts and math assessments were administered three times to students in kindergarten through sixth grade. These were curriculum embedded tests, developed by the district, written and aligned with the state and district standards. Using the results of district assessments, state assessments, and student grades, Fontana Unified School District created a multiple measures matrix. This matrix was used to evaluate overall student progress and to identify students at risk of not meeting grade level standards. The district and school then provided various intervention programs for students who were performing below grade level standards.

### Norm Referenced Test

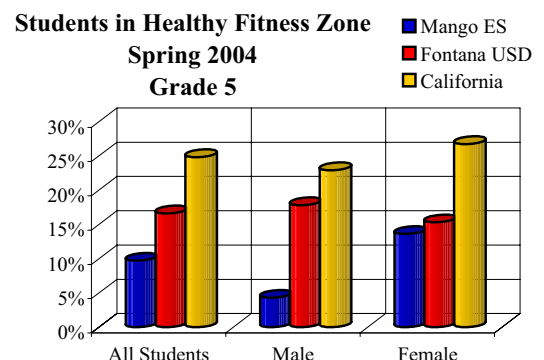
The CAT/6 is a standardized norm referenced test, which indicates how the student or group of students compares with that of a national sample group of students tested from around the country. All students in grades two through eleven are tested each spring. Students in grades two through five are tested in the academic areas of reading, spelling, written expression and mathematics. The table below reflects the percentages of students scoring at or above the 50th percentile (or those students performing at or above the average level) in reading and math.

CAT/6 Norm Referenced Test 2003 & 2004 % At or Above 50th Percentile																					
Subject Area	Reading									Math											
	2		3		4		5		6		2		3		4		5		6		
	03	04	03	04	03	04	03	04	03	04	03	04	03	04	03	04	03	04	03	04	
<b>All Students</b>																					
Mango ES	36	43	20	28	20	26	31	35	39	39	44	54	48	55	35	48	50	58	57	57	
Fontana USD	32	33	20	19	19	21	27	28	31	31	43	41	41	43	34	40	40	41	38	42	
California	46	47	34	35	35	36	40	41	45	46	57	59	52	54	48	49	49	50	51	53	
<b>Subgroups</b>																					
Females	38	35	22	32	25	37	42	36	41	38	49	48	51	56	39	56	53	61	55	53	
Males	32	51	17	24	13	16	23	35	38	40	38	62	45	54	29	41	47	54	60	60	
English Learners	23	38	6	27	0	3	10	16	15	18	35	53	33	45	16	24	32	28	54	38	
Non English Learners	44	46	27	30	32	37	44	44	47	49	50	55	56	63	46	59	60	71	58	66	
SED^	33	43	18	28	14	26	24	35	37	39	42	54	41	55	37	48	44	58	57	57	
Special Education					8		7	25	8	11					23		7	33	33	11	
African American			8		15	15	47		38	43			46		23	29	47		38	50	
Hispanic or Latino	32	40	19	26	18	26	29	38	38	37	41	53	46	53	36	49	48	59	60	57	

<sup>^</sup>SED - Socioeconomically Disadvantaged  
**Scores are not disclosed when fewer than 10 students are tested in a grade level and/or subgroup**

### Physical Fitness

In the spring of each year, Mango Elementary is required by the state to administer a physical fitness test to all students in the fifth grade. The physical fitness test measures each student's ability to perform fitness tasks in six major areas. Students who either meet or exceed the standards in all six fitness areas are considered to be physically fit or in the "healthy fitness zone" (HFZ).



### California Standards Tests (CST)

California Standards Tests assess student performance on the California State Content Standards adopted by the State Board of Education. Performance standards identify the level of student mastery of the content standards tested and include Advanced (exceeding standards), Proficient (meeting standards), Basic (approaching standards), Below Basic (below standards), and Far Below Basic (well below standards) levels. The state target for every student is to score at the Advanced or Proficient level. For detailed course and grade level results, please visit the state's Standardized Testing and Reporting (STAR) website: <http://star.cde.ca.gov>.

Scores are not disclosed when fewer than 10 students are tested within a grade level and/or subgroup.

California Standards Tests Mango Elementary School Subgroup Results 2004 % Performing at Proficient & Advanced Levels			
	English/ Language Arts	Math	Science
African American	33	38	
Hispanic	25	45	15
White (not Hispanic)	46	63	
Male	26	40	15
Female	28	48	16
English Learners	19	37	3
SED <sup>^</sup>	27	44	16
Students with Disabilities	10	25	8

<sup>^</sup>SED = Socioeconomically Disadvantaged

California Standards Tests All Students % Performing at Proficient & Advanced Levels									
	Mango ES			Fontana USD			California		
	2002	2003	2004	2002	2003	2004	2002	2003	2004
English/Language Arts	19	23	27	16	18	20	32	35	36
Math	23	40	44	18	24	23	31	35	34
Science*			16	10	11	9	30	27	25

\*Fifth grade science test first administered in 2004.

### Academic Performance Index

California uses the results of STAR testing to calculate the Academic Performance Index (API) which is used to measure school performance, set academic growth targets, and monitor progress over time. The API is a numeric index between 200-1000 that measures student performance in grades two through eleven. The state has determined a performance target of 800 for all schools. Test results are weighted and a formula is applied to determine API.

**Growth Targets:** For schools with an API under 800, the state requires a gain of 5% of the difference between the school's actual API and 800. Growth Targets apply not only schoolwide, but to each numerically significant subgroup as well. Schools/subgroups that have achieved an API of 800 or above must maintain their scores.

**Awards:** Schools that meet both schoolwide and subgroup Growth Targets are eligible for the Governor's Performance Award. For schools with an API of 800 and above, the state requires at least a five-point improvement to qualify for awards.

**II/USP:** Schools that do not meet their Growth Targets and have a Statewide API Rank of one to five are eligible to participate in the Immediate Intervention/Underperforming Schools Program (II/USP), which provides resources to schools to improve academic achievement.

**Statewide Rank:** All schools in California are categorized according to type (elementary, middle, high) and are placed on a scale of 1 to 10, with 10 being the highest.

**Similar Schools Rank:** School performance is also compared to other similar schools in the state, based on demographic characteristics, and ranked 1 to 10 within a grouping of 100 schools.

Academic Performance Index (API)												
	2001 Base	Growth Target	Actual Growth	Growth 2001-02	2002 Base	Growth Target	Actual Growth	Growth 2002-03	2003 Base	Growth Target	Actual Growth	Growth 2003-04
<b>All Students</b>	545	13	41	586	634	8	54	688	700	5	24	724
<b>Subgroups</b>												
SED^	576	8	54	630	635	6	46	681	684	4	36	720
Hispanic	588	8	51	639	646	6	45	691	693	4	27	720
	<b>2001</b>	<b>2002</b>	<b>2003</b>						<b>2002</b>	<b>2003</b>	<b>2004</b>	
Percent Tested (Base)	99	100	99		Eligible for Governor's Performance Award				Yes	Yes	Yes	
Percent Tested (Growth)	100	99	99		Eligible for II/USP Program				--- Not funded ---			
Statewide Rank	3	4	4		Received II/USP Funding				--- Not funded ---			
Similar Schools Rank	4	6	8		Applied for II/USP Program				--- Not funded ---			

^SED - Socioeconomically Disadvantaged

### Adequate Yearly Progress (AYP)

No Child Left Behind (NCLB) is a federal law that mandates that all students, including students who are economically disadvantaged, are from racial or ethnic minority groups, have disabilities, or have limited English proficiency, meet the state academic achievement standards for Mathematics and English/Language Arts by 2014. Schools must demonstrate Adequate Yearly Progress (AYP) toward achieving that goal. AYP mandates that certain requirements are met each year:

- Each school and subgroup must perform to a proficiency level; 13.6% of elementary and middle school students must be proficient in language arts and 16% must be proficient in math.
- At least 95% of students must take state standardized tests.
- Schools must show improvement in the Academic Performance Index (API).

After two consecutive years of failure to meet AYP in a particular subgroup, a school becomes eligible for Title I Program Improvement (PI). Schools can be categorized as PI for a maximum of five years. However, a school may exit from this status after two consecutive years of success in the affected subgroup(s). There are several consequences for schools that have been placed in Program Improvement, including the provision of additional tutoring and replacement of staff. Students of PI schools are also allowed to transfer to other schools (within their district) that meet AYP.

A "Yes" in the adjacent chart means the school or subgroup was at or above the 2004 targets for participation rate or percent proficient. "No" means the school or subgroup was below the participation rate or percent proficient. Mango Elementary School met all of the 2004 AYP criteria and did not qualify for Title I Program Improvement.

More information about Title I and NCLB requirements can be found on the following Internet websites: <http://www.cde.ca.gov/nclb/> and <http://www.nclb.gov>.

Adequate Yearly Progress (AYP)				
School, District, and Subgroups Meeting All Annual Objectives				
	Mango ES		Fontana USD	
	2003	2004	2003	2004
<b>Overall</b>	Yes	Yes	No	No
All Students	Yes	Yes	Yes	Yes
African American			Yes	Yes
American Indian/Alaskan			Yes	Yes
Asian			Yes	Yes
Filipino			Yes	Yes
Hispanic	Yes	Yes	Yes	Yes
Pacific Islander			Yes	Yes
White (not Hispanic)			Yes	Yes
SED^	Yes	Yes	Yes	Yes
English Learners	Yes	Yes	No	Yes
Students with Disabilities			No	No

^SED = Socioeconomically Disadvantaged  
Only numerically significant subgroups are reported.

Federal Awards & Intervention Programs 2004-05	
Recognized as Title I Achieving School	No
Year Identified for Program Improvement	n/a
Year in Program Improvement	n/a
Year Exited Program Improvement	n/a
Program Improvement Schools in District	
Number of Schools in Program Improvement	14
Percent of Schools in Program Improvement	36.8%

## Expenditures & Services Funded

At the time this report was published, the most recent salary and budget comparison data for the state of California was for the 2002-03 school year. In 2002-03, Fontana Unified School District spent an average of \$6,304 to educate each student.

In addition to general fund state funding, Fontana Unified School District receives state and federal categorical funding for special programs. For the 2003-04 school year, Mango Elementary had the following categorical programs:

- Title 1 (Schoolwide)
- Special Education
- Gifted and Talented Education (GATE)
- School Improvement Program (SIP)
- Drug/Alcohol/Tobacco Education
- Economic Impact Aid - Limited English Proficient (EIA-LEP)

## Salary and Budget Comparison

State law requires comparative salary and budget information to be reported to the general public. For comparison purposes, the State Department of Education has provided average salary data from school districts having more than 20,000 average daily attendance throughout the state.

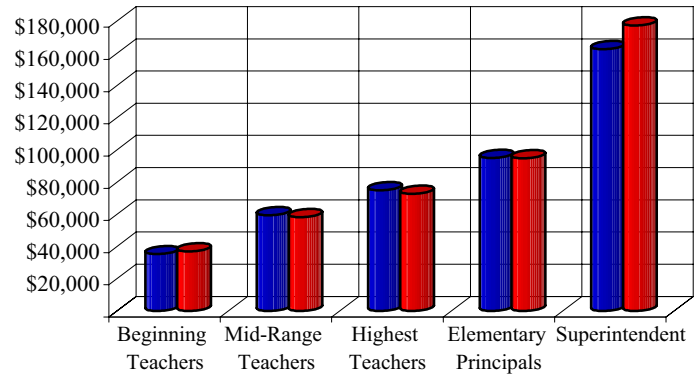
## Contact Information

Parents who wish to volunteer or participate in Mango Elementary's leadership teams, school committees, or school activities may contact the school's office at (909) 357-5660.

Current Expense of Education Per Student* 2002-2003		
Statewide Average		
All Unified		
Fontana USD	School Districts	All Districts
\$6,304	\$6,882	\$6,822

*\*Ed-Data and California Department of Education, School Fiscal Services Division - J-200 Reports.*

**Average Salaries Paid  
Teachers - Principals - Superintendent  
2002-2003**



Salaries as a Percentage of Total Budget 2002-2003		
	Fontana USD	California
Teacher Salaries	42.6%	41.6%
Administrative Salaries	5.4%	5.1%