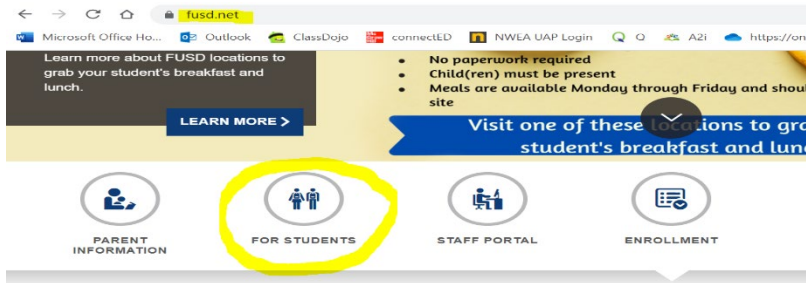




How to Log in to ConnectEd (Wonders/MyMath)


1. Go to www.fusd.net and click on student portal icon for students.



2. Click on the ConnectEd Icon



3. Username is fusd and then the student ID number.
Password is s and then the student ID number
For example: a student who has a student ID number of 12345678
The username would be **fusd12345678**
The password would be **s12345678**

 connectED

Student |

Teacher |

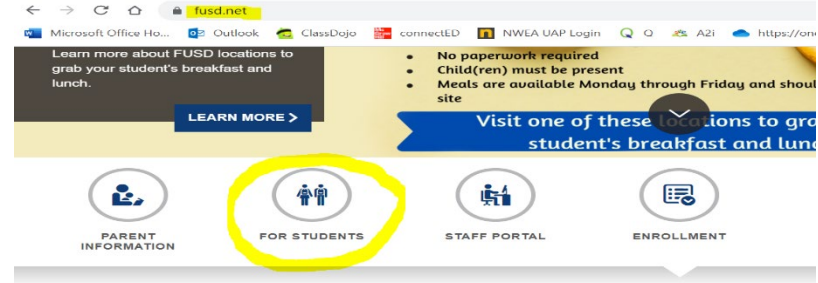
Username

Password



How to Log in to Lexia

1. Go to www.fusd.net and click on student portal icon for students.




2. Click on Lexia Icon



3. Username is Student ID number
Password is lexia

*First time trying to access Lexia at home, you may be prompted to enter your child's teacher's email address.



Fontana Unified School District

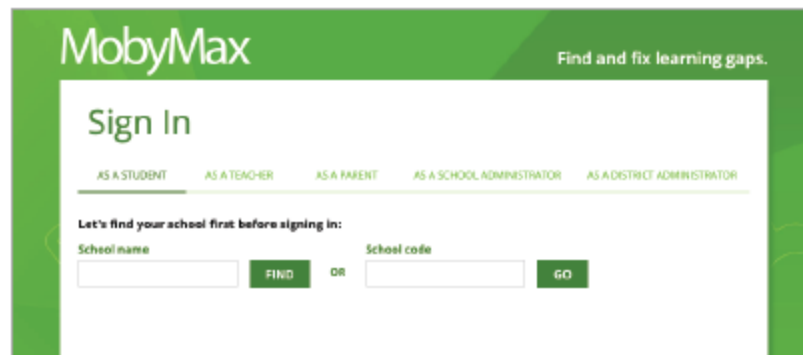
Student |

Teacher |

Username

Password

MobyMax



MobyMax Find and fix learning gaps.

Sign In

AS A STUDENT AS A TEACHER AS A PARENT AS A SCHOOL ADMINISTRATOR AS A DISTRICT ADMINISTRATOR

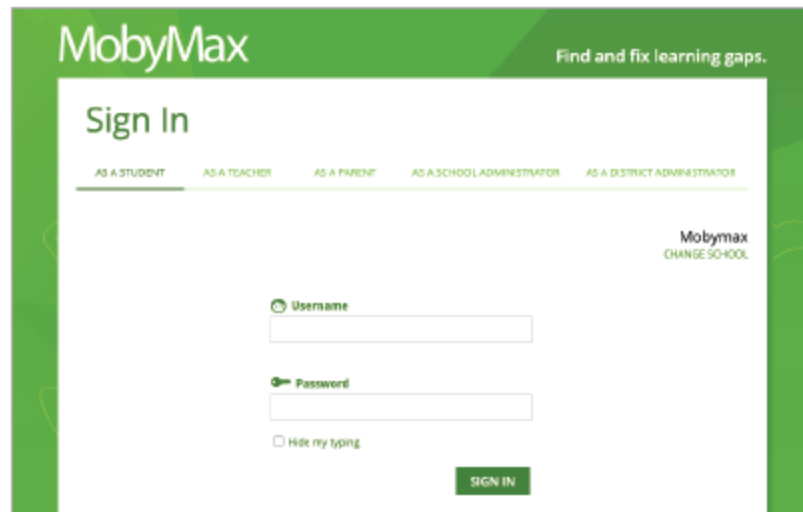
Let's find your school first before signing in:

School name FIND OR School code GO

1

Go to www.mobymax.com/signin

Go to www.mobymax.com/signin and search for your school (make sure the city and state match!)



MobyMax Find and fix learning gaps.

Sign In

AS A STUDENT AS A TEACHER AS A PARENT AS A SCHOOL ADMINISTRATOR AS A DISTRICT ADMINISTRATOR

Mobymax
CHANGE SCHOOL

Username

Password

Hide my typing

SIGN IN

2




Enter Login Information

USERNAME: STUDENT ID #

PASSWORD: mobymax

Forgot your credentials? Contact your teacher!

How to Log on to Microsoft Teams

1	Log on to www.fusd.net	
2	Click on "For Student" link	
3	Click on "Office 365 Student Email" link	
4	<p>Log in using the following information</p> <p>Email: ID#@students.fusd.net Password: _____</p> <p>PASSWORD IS THE SAME AS THE ONE THEY USE WHEN STUDENTS LOG ON TO THE SCHOOL COMPUTERS.</p>	
5	<p>Click on "Teams" link</p> <p>Note: On this page, students have access to Word, Excel, and PowerPoint if needed.</p>	 Teams
6	<p>Once you are in the Teams app, you will see the main dashboard, where students should be able to see their classes. Click on each class to see any assigned work.</p> <p>Students may also use this to communicate with teachers and other students.</p>	

Microsoft Teams in the Classroom


What is Microsoft Teams?

Teams allow organizations to communicate in a common collaboration area. Microsoft Teams for Education allows teachers to share resources, communicate, and participate in virtual meetings within professional learning communities (PLCs).

Teachers ↔ Teachers

Collaboration within PLCs
 Teams allow teachers to distribute, provide feedback, and grade student assignments turned-in via Teams using the Assignments tab. Quizzes can also be assigned to students through an integration with Office Forms. With the ability to add website tabs in Teams, students will not have to leave Teams to access online class resources.

Teams in the Classroom
 Microsoft Teams allows teachers to distribute, provide feedback, and grade student assignments turned-in via Teams using the Assignments tab. Quizzes can also be assigned to students through an integration with Office Forms. With the ability to add website tabs in Teams, students will not have to leave Teams to access online class resources.



Teachers → Students

- Posts:** Post questions, concerns, and resources under the conversations tab to collaborate with other teachers.
- Virtual Meetings:** Start a virtual conversation via webcam or messages that includes file sharing, screen sharing, and group collaborations.
- OneDrive Integration:** OneDrive is built into Teams. That means you can upload, download, and modify files all within Teams! Talk about a one stop shop.
- Mention for Attention:** By using the "@" symbol before a colleague's name, users can notify other users in conversations.
- Share files:** Upload resources repository style for easy access to classroom materials.
- Organize Files:** Upload documents for easy student access to class resources and more.
- Schedule Assignments:** Create assignment/quizzes to one student or all students ahead of time and schedule them when you need assignments to appear.
- Turnitin Integration:** With Turnitin, educators can now check for plagiarism within digital assignment submissions.
- Announcement Board:** Post files and announcements in the conversations area to provide students with information.
- Custom Tabs:** Tabs allow educators to provide easy access to websites, flipgrid, and much more!