




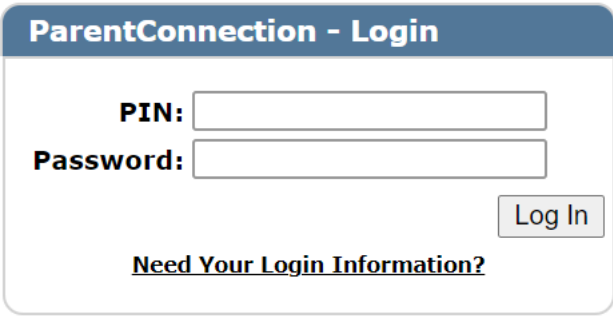


Opening “Student Q Connect” from any computer

1	Log onto www.FUSD.net	
2	Click on “Our Schools” (Right side of web page)	
3	Click on Middle Schools	
4	Click on Alder Middle School	
5	Scroll down to Q Parent Connect Click on the icon.	 Q PARENT CONNECT
6	Log-in using your Pin and Password	

If you forgot your pin or password click on the **“Need Your Login Information?”** tab located underneath the pin and password boxes. Next, enter your email address and your pin and temporary password will be sent to you.

If this is your first time setting up parent connect and we **do not** have your email address on file, Please click on the **Request for Assistance Form** located under the **counseling tab** on the main webpage.

