

Naviance Student Initial Login Info: Fontana USD

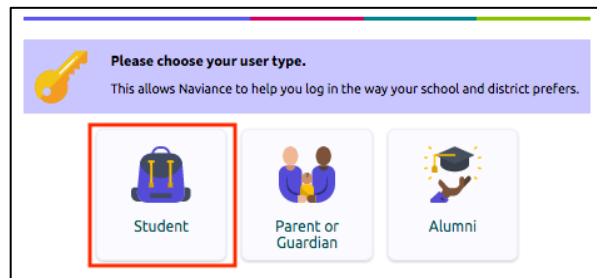
These instructions are for students who are logging into Naviance Student for the first time or if students have forgotten their password for Naviance.

Part 1: Get a Temporary Password

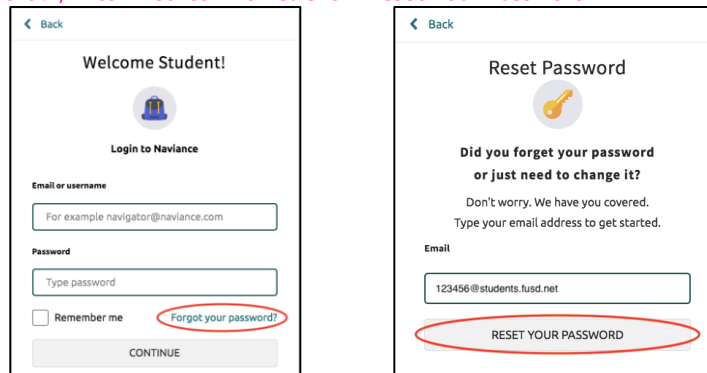
Go to School's Naviance Student Login Page

School	Naviance Student URL
Alder Middle	http://student.naviance.com/aldermid

Click Student tile



Click "Forgot your password?", Enter District Email & Click "Reset Your Password"



Check District Email

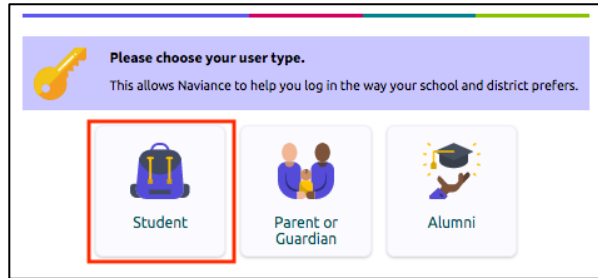
- You will receive an email from Naviance with your User Name and a Temporary Password.
- Your User Name is your Student ID #.
- You will only use the Temporary Password once to create your own password.

Part 2: Create Your Own Password

Return to School's Naviance Student Login Page

- Refer to table above for specific URL.

Click Student tile



Enter User Name, Temporary Password & Click Continue

- Enter your Student ID # in the first field even though it says "Email or username" or "Email."
- Be careful entering your Temporary Password it is case sensitive.
- Click Continue

Create Your Own Password & Click Continue

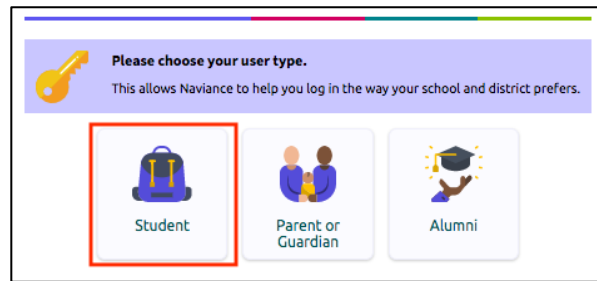
- Enter a password of your choosing twice.
- Be sure it meets the password requirements.
- You will use this password when logging into Naviance Student from now on, so be sure to remember it or keep it in a safe place.
- Click Continue

Part 3: Login to Naviance Student

Return to School's Naviance Student Login Page

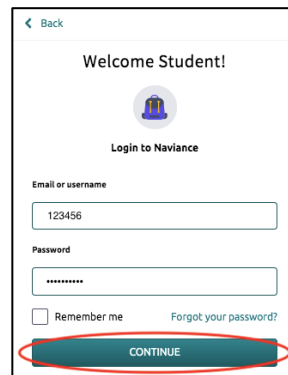
- Refer to table above for specific URL.

Click Student tile



Enter User Name, Password & Click Continue

- Enter your Student ID # in the first field even though it says "Email or username" or "Email."
- Enter the personal password you created.
- Click Continue



The screenshot shows the login page of the Naviance mobile application. At the top left is a "Back" button. The main heading is "Welcome Student!" followed by a school building icon and the text "Login to Naviance". Below this are two input fields: "Email or username" containing the number "123456" and "Password" containing a series of asterisks. At the bottom left is a "Remember me" checkbox, and at the bottom right is a "Forgot your password?" link. A large teal button with the text "CONTINUE" is highlighted with a red oval at the bottom of the screen.