

# Naviance Student Initial Login Info: Henry J. Kaiser High



Naviance is in the student's ClassLink.

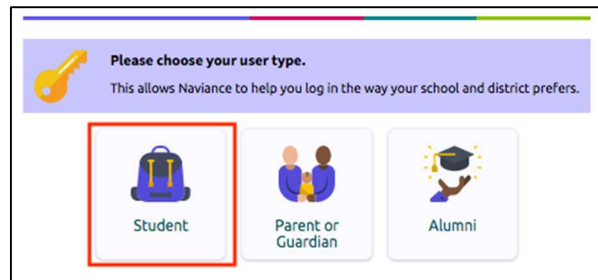
Or go directly to <http://student.naviance.com/henryjkh>

These instructions are for students who are logging into Naviance Student for the first time or if students have forgotten their password for Naviance.

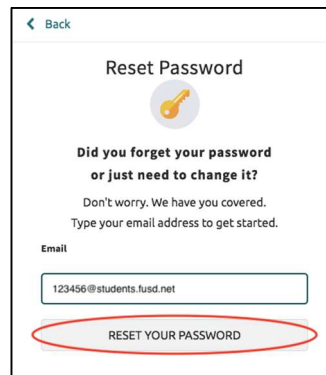
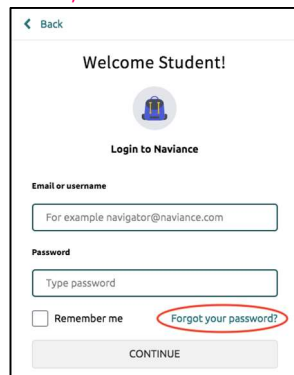
The school zip code is **92337**.

## Part 1: Get a Temporary Password

Click Student tile



Click "Forgot your password?", Enter District Email & Click "Reset Your Password"



Check District Email

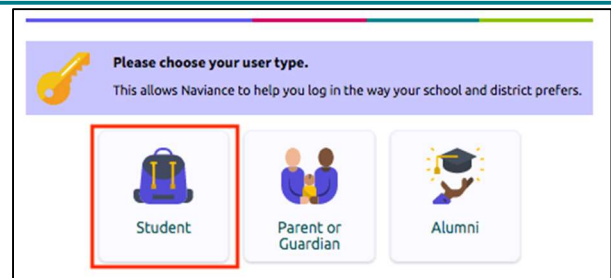
- You will receive an email from Naviance with your Username and a Temporary Password.
- Your Username is your School Student ID #.
- You will only use the Temporary Password once to create your own password.

## Part 2: Create Your Own Password

Return to School's Naviance Student Login Page

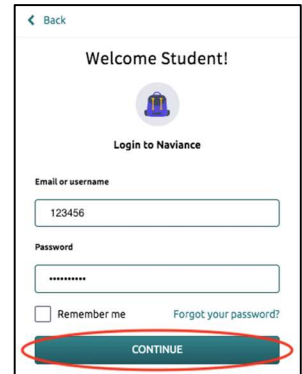
- Refer to table above for specific URL.

Click Student tile



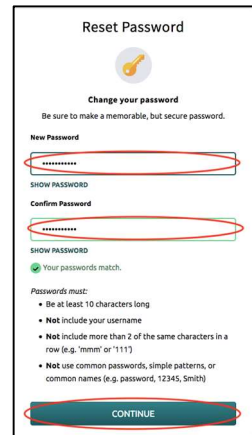
### Enter Username, Temporary Password & Click Continue

- Enter your School Student ID # in the first field even though it says, "Email or username" or "Email."
- Be careful entering your Temporary Password it is case sensitive. It is better to copy and paste.
- Click Continue



### Create Your Own Password & Click Continue

- Enter a password of your choosing twice.
- Be sure it meets the password requirements.
- You will use this password when logging into Naviance Student from now on, so be sure to remember it or keep it in a safe place.
- Click Continue



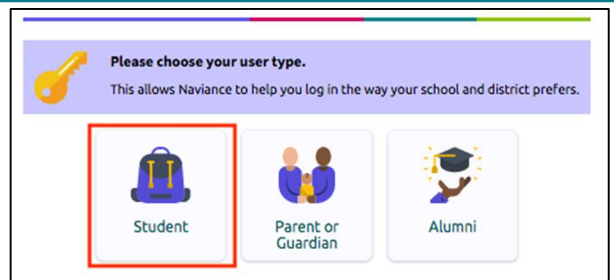
---

## Part 3: Login to Naviance Student

### Return to School's Naviance Student Login Page

- Refer to table above for specific URL.

### Click Student tile



### Enter Username, Password & Click Continue

- Enter your Student ID # in the first field even though it says, "Email or username" or "Email."
- Enter the personal password you created.
- Click Continue

