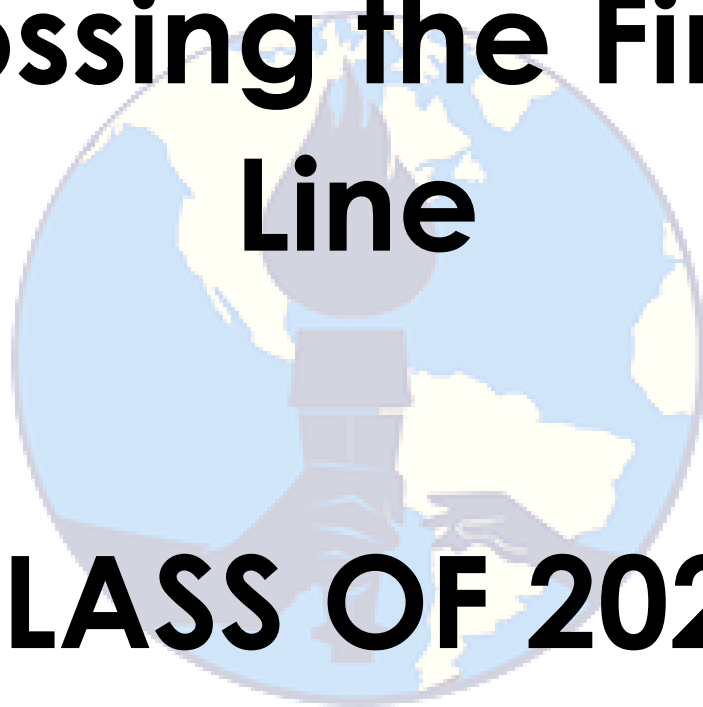


**FONTANA UNIFIED SCHOOL
DISTRICT**

**Crossing the Finish
Line**

CLASS OF 2020



AUTO CLUB SPEEDWAY
GRADUATION GUIDELINES CLASS OF 2020
No Contact Safe Graduation

Individual Ceremony and Graduation Filming

The Individual Ceremony and Filming will take place at the Auto Club Speedway.

- Each graduate will be allowed to bring up to **1 vehicle** (type of vehicle is attached).
- **No** additional vehicles will be permitted under any circumstances.
- Graduates need to wear their cap, gown, tassel & any school sashes or medals to the Auto Club Speedway.
- Every participant in the vehicle must sign a waiver. **Failure to submit this form will result in the vehicle being excluded from the ceremony.**

Vehicles will enter the Auto Club Speedway through the Cherry entrance.

- Signs will guide graduates to the event.
- Graduates will receive a graduation bag *prior to the ceremony* or at the school site prior to the graduation. The graduation bag will consist of a commemorative mask and other items. **Please check with your school site.**
- The graduate needs to replace their personal mask with the commemorative mask.

To ensure a smooth graduation please do the following:

- Arrive at the ceremony at the time designated by the school. The graduates need to check with their high school to see what time they should report to the ceremony.
- Place the name of the graduate on the dashboard on the passenger side.
- Ensure the graduate is in the front passenger seat for easy drop off.

Vehicles will be guided to the Oval Track to the Stage 1. There, the vehicles will line up and wait for the procession of graduates to begin. Accommodations will be provided for students with special needs (please speak with the principal at your high school).

The graduate will exit the vehicle and be filmed as they receive their diploma jacket and take a photo with their principal/dignitary. Family members may take pictures from their vehicle but may **NOT** exit the vehicle. A professional photographer will take the graduates picture (Information regarding the photo is in the graduation bag).

The ceremony will be broadcasted live (Please see schedule below). A YouTube link (*see attached*) and an FM station will be provided to the Class of 2020 and their families prior to the viewing time. The FM station will allow the family to hear the ceremony live.

Ceremony

During the ceremony, the graduate and their family will proceed to the Oval Track enter the speedway. The ceremony will consist of

- Patriotic Song
- Principal's Welcome
- Salutatorians Message
- Valedictorians Message
- Presentation of the Class of 2020
- Acceptance of the Class of 2020
- Turning of the Tassel

Once the graduates have turned the tassel, they will proceed to the staging area where the issuance of the diplomas will commence.

Issuance of Diploma

- The graduate will proceed to a staging area where the name card will be handed to the announcer.
- As the graduate exits the vehicle, their name will be called, and the graduate will proceed to a station to have their photo taken. **Only the graduate may exit the vehicle.** Families may take pictures from the vehicles.

Professional Photo

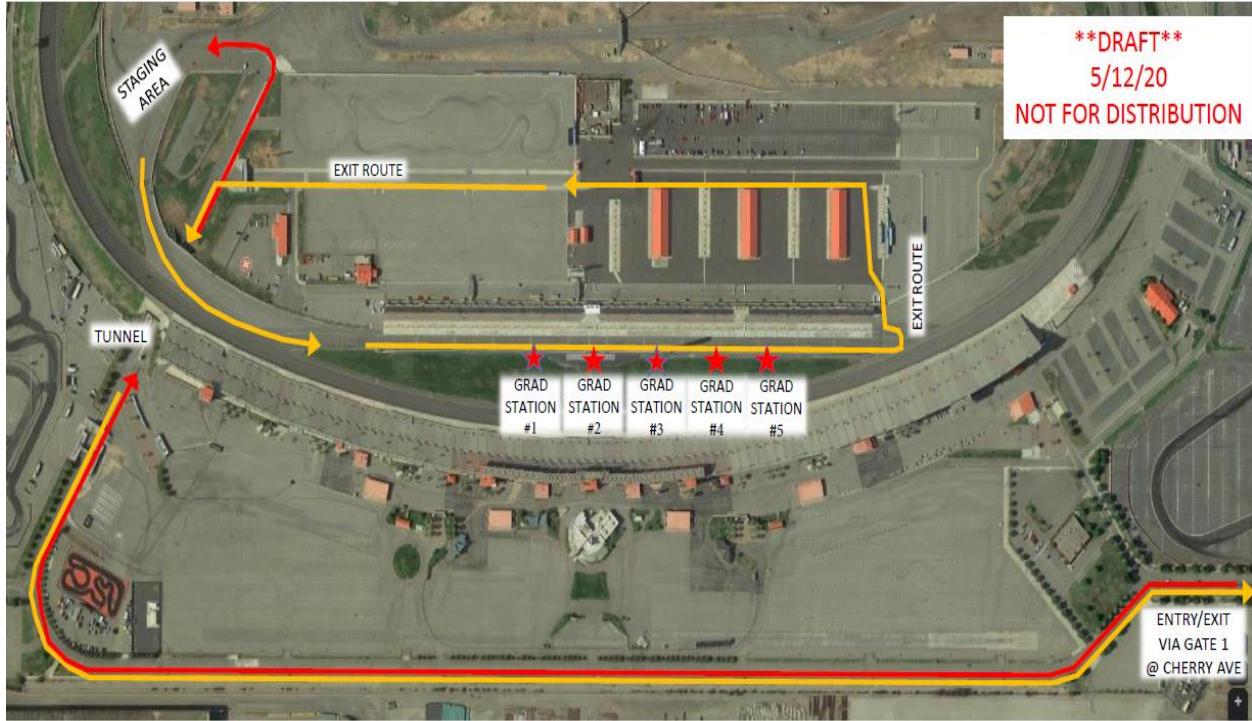
- The graduate will exit the vehicle.
- The graduate will
 - Pick up their diploma jacket.
 - Walk to the staging area, stand on the mat and have their photo taken by a professional photographer.
- The graduate will then enter the vehicle and exit the speedway following the posted signs.

Quick Guide & Checkoff List

- Graduates family is limited to **one** vehicle.
- Each vehicle has a waiver with the signature of **all** occupants in the vehicle.
- All occupants have face masks.
- Graduate is dressed in cap, gown, tassel, sashes, medals and is seated on passenger seat. No high heels; flats and wedges only.
- Name of graduate is placed on passenger side of dashboard.
- ***If school site is handing graduation bags at the ceremony***, the graduate picks up the bag before entering the track.
- Graduate replaces personal mask with Commemorative Mask.
- Graduate has name card ready to hand to the announcer to have name read.
- Graduate proceeds to a staging area to collect the diploma jacket and take a picture with their principal/dignitary.
- Graduate and their family exit the speedway.



FONTANA USD GRADUATION ROUTE – JUNE 2020 – AUTO CLUB SPEEDWAY





FONTANA UNIFIED SCHOOL DISTRICT

CLASS OF 2020

AUTO CLUB SPEEDWAY

Fontana Unified School District is excited to partner with Auto Club Speedway to provide a historic graduation ceremony.

As we prepare for a celebration that ensures the safety and best experience for all, here are some guidelines for the types of vehicles allowed. Please be sure to adhere to these guidelines as we cannot allow prohibited styles of vehicles onto the track.

ONE GRADUATE PER VEHICLE

Allowed



passenger sedan

mini-van



passenger van
(up to 10 people)

suv



pick-up truck
(no one riding in truck bed)

Not Allowed



motorcycle

tractor-trailer



stretch-suv

limousine



"party" bus/van



bus



RV



passenger van
(up to 15 people)

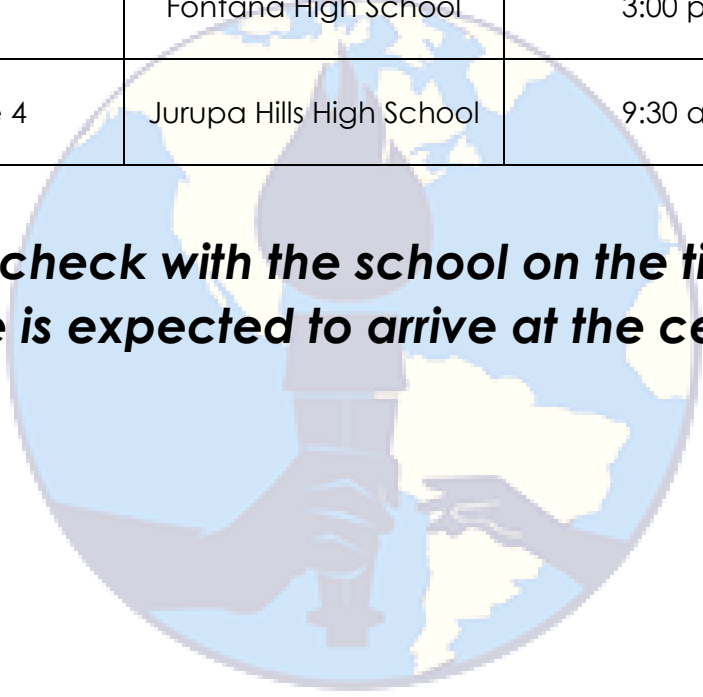
Lower or altered stance of vehicles including hydraulic lifts are not allowed. Altered exhaust vehicles must be in compliance with California Vehicle Code.



Graduation Schedule

| Date | School | Ceremony Begins |
|--------|--------------------------|-----------------|
| June 2 | Summit High School | 9:30 a.m. |
| | AB Miller High School | 3:00 p.m. |
| June 3 | Kaiser High School | 9:30 a.m. |
| | Fontana High School | 3:00 p.m. |
| June 4 | Jurupa Hills High School | 9:30 a.m. |

Please check with the school on the time the graduate is expected to arrive at the ceremony.



YouTube QR Code

