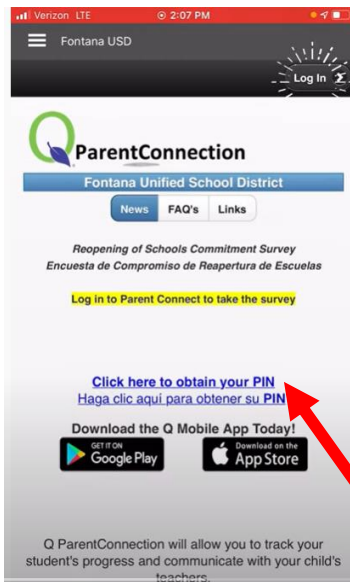


It's Annual Update Time!!

The time has come once again for our annual notification updates. These updates are mandatory and will ensure student can get on their laptops and get next years schedules. We need these completed as soon as possible. You can access your annual notification through parent square. If you have never accessed parent square, follow these instructions! You can access The ParentConnection at: <https://sis.fusd.net/ParentPortal/Home> or download the app by scanning the QR code



If you are new to ParentConnect and need help getting on for the first time here are directions

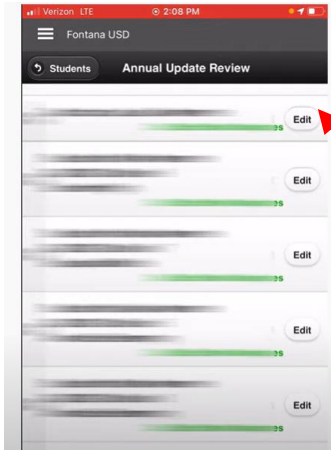


If you need your pin for the first time, click on "Click here to obtain your pin" and it will be sent to the email Address on file with the school.

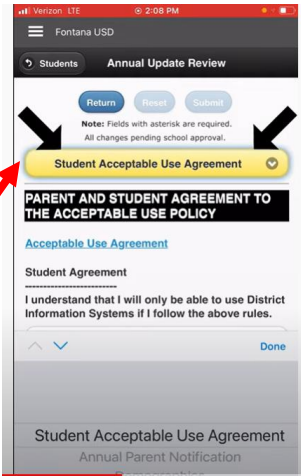


Enter your pin once you have received it in your email and click on reset your password. Again, it will send you a temporary password to the email on file and ask you to make your own password once you have entered ParentConnect.

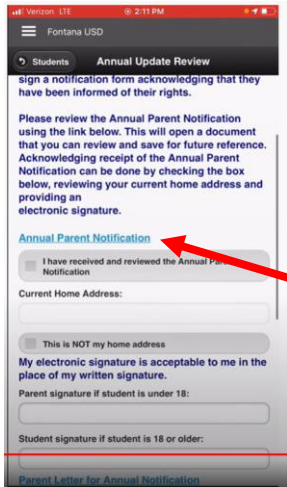
Instruction can also be viewed at: <https://www.youtube.com/watch?v=i2jGW8yA-k>



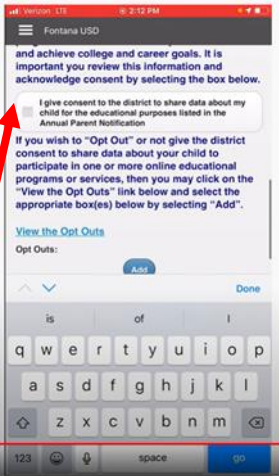
Click on the Edit button for your child to continue to Annual Notification.



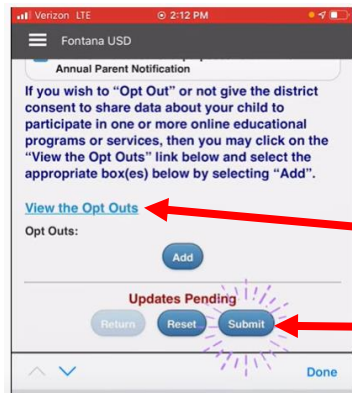
Click on Student Acceptable Use Agreement for your students. Repeat the edit process for each of your students enrolled.



Make sure to click you have received and reviewed your Annual Parent Notification which can be found here. Please sign under Parent Signature.



You will need to click on the icons that you are giving consent to the school to release information.



Finally, view the "Opt Outs" if you DO NOT wish to give consent to share student data to certain organizations, then hit submit.

Please call the school if you need further assistance at 909-357-5800 and we will assist you over the phone.