

What happens to our students after they graduate from our high schools?

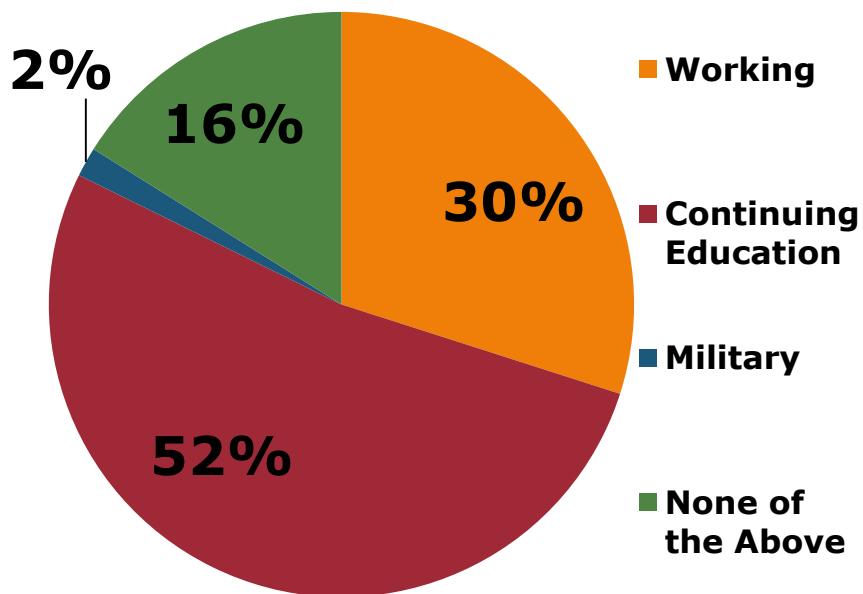
May 15, 2013

Tracie Zerpoli, Director Career Technical Education

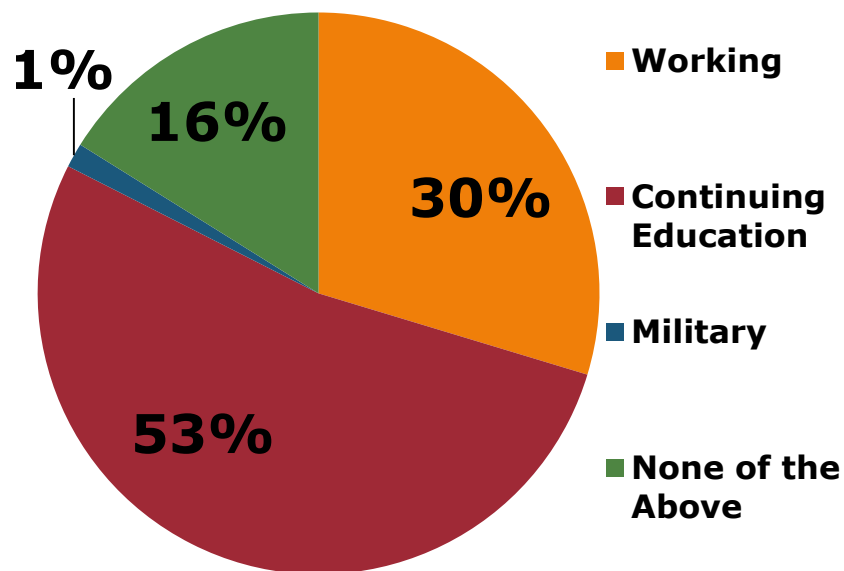
Career Technical Education ~ Follow-up Survey Report

2012 Graduates	Responses	2011 Graduates	Responses
Total Graduates	2,717	Total Graduates	2,618
Students Contacted (CTE)	1,015	Students Contacted (CTE)	1,237
Student Responses	491	Student Responses	428
Working	147	Working	127
Continuing Education	257	Continuing Education	226
Military	8	Military	6
None of the Above	79	None of the Above	69

**CTE Follow-Up Survey Report
2012 Graduates**



**CTE Follow-Up Survey Report
2011 Graduates**

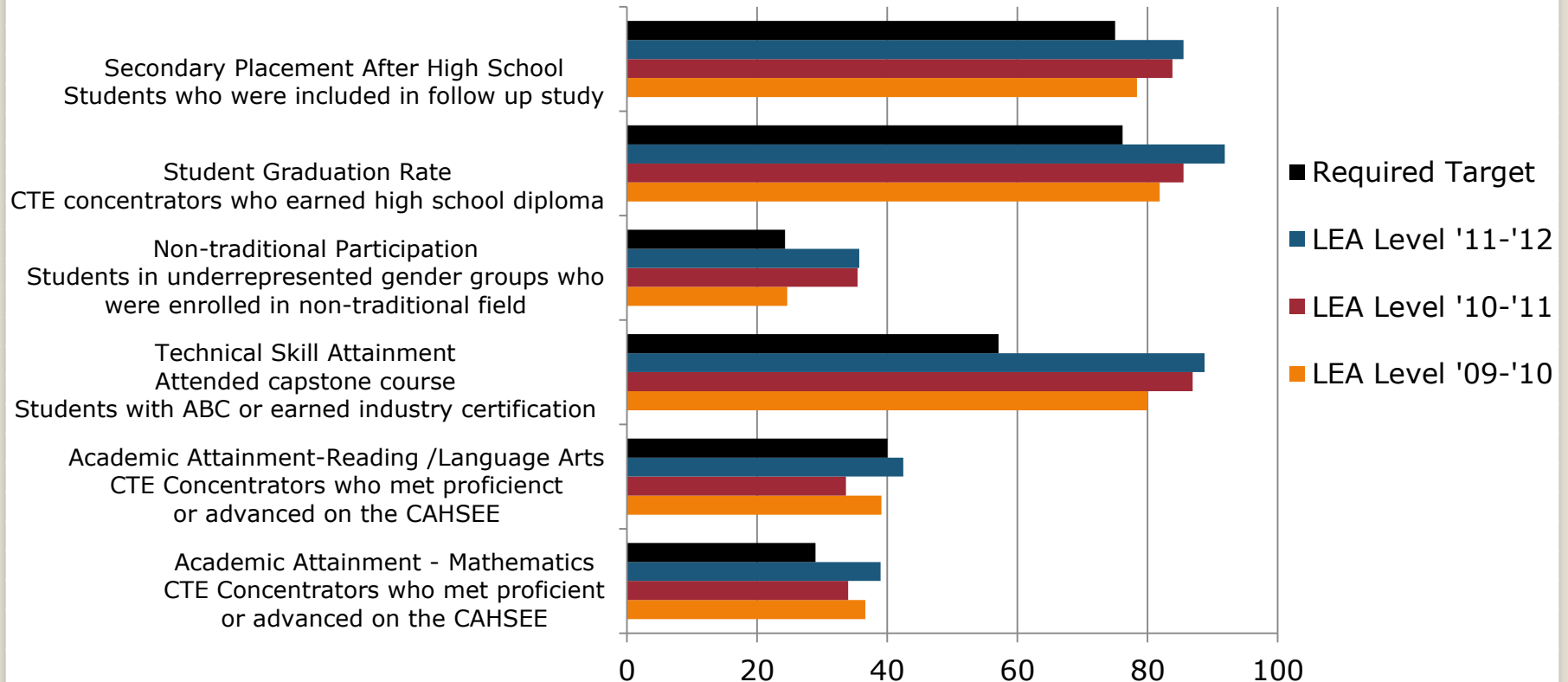


Students contacted are considered to be in a concentrate or capstone CTE/ROP class, which means they have taken at least two classes in a course sequence.

Section 123 (b) of Perkins IV requires states to conduct annual evaluations of the progress and efforts grant recipients are making toward achieving the core indicator performance levels established for that state's CTE programs. California LEAs provide data to the CDE through the 101-E1 report in the fall and 101-E2 report in the spring, and these data are used to determine the core indicators. This section identifies the LEA's actual performance on each of the Core Indicators of performance and indicates if the LEA has met the state-established performance targets.

Congratulations, no action is necessary on this page. Fontana Unified (131 - Secondary) has met or exceeded the required target in each of the core indicators of performance and is determined to be a Compliant Agency.

Career Technical Education Student Data



*Concentrator Student - completed 2 courses in sequence **Capstone Student - completed 3 courses in sequence or advanced course completion