




Microsoft Teams login guide for Students

1	Log on to www.fusd.net	
2	Click on "For Student" link	 FOR STUDENTS
3	Click on "Office 365 Student Email" link	 OFFICE 365 STUDENT EMAIL
4	Login using the following information Email: ID#@students.fusd.net (ID is student school ID #) Password: ID# (ID is student school ID #)	
5	Click on "Teams" link Note: On this page, students have access to Word, Excel, and PowerPoint if needed.	 Teams
6	Once you are in the Teams app, you will see the main dashboard, where students should be able to see their classes. Click on each class to see any assigned work. Students may also use this to communicate with teachers and other students.	